

Narcan[®] (naloxone HCl) Nasal Spray 4 mg

Indication: Opiate overdose (known or suspected)

Dosing: 1 spray (4mg) intranasally into 1 nostril. May repeat using a new Narcan[®] nasal spray every 2-3 minutes

Serious ADR: Sudden opiate withdrawal (i.e. body aches, diarrhea, tachycardia, fever, goose bumps, vomiting, nervousness)

AWP: \$150 per kit (2 bottles of 0.1ml)

AZ Availability: Statewide Standing Order- Legislation has passed allowing a statewide written order for the distribution of Narcan[®] nasal spray by designated providers such as pharmacists

Recognizing opiate overdose symptoms:

- No response to voice or touch
- Blue fingernails or lips
- Slow, irregular, or no breathing
- Bradycardia (slow heart beat)

Narcan[®] Nasal Spray is NOT a substitute for emergency medical help

KEY STEPS TO ADMINISTERING NARCAN[®] NASAL SPRAY:

PEEL



Peel back the package to remove the device. Hold the device with your thumb on the bottom of the plunger and 2 fingers on the nozzle.

PLACE



Place and hold the tip of the nozzle in either nostril until your fingers touch the bottom of the patient's nose.

PRESS



Press the plunger firmly to release the dose into the patient's nose.

NARCAN[®] (naloxone HCl) **NASAL SPRAY**

QUICK START GUIDE Opioid Overdose Response Instructions

Use NARCAN Nasal Spray (naloxone hydrochloride) for known or suspected opioid overdose in adults and children.

Important: For use in the nose only.

Do not remove or test the NARCAN Nasal Spray until ready to use.

1 Identify Opioid Overdose and Check for Response

Ask person if he or she is okay and shout name.

Shake shoulders and firmly rub the middle of their chest.

Check for signs of opioid overdose:

- Will not wake up or respond to your voice or touch
- Breathing is very slow, irregular, or has stopped
- Center part of their eye is very small, sometimes called “pinpoint pupils”


Lay the person on their back to receive a dose of NARCAN Nasal Spray.



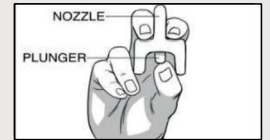
2 Give NARCAN Nasal Spray

Remove NARCAN Nasal Spray from the box.

Peel back the tab with the circle to open the NARCAN Nasal Spray.



Hold the NARCAN nasal spray with your thumb on the bottom of the plunger and your first and middle fingers on either side of the nozzle.



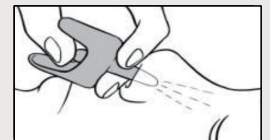
Gently insert the tip of the nozzle into either nostril.

- Tilt the person’s head back and provide support under the neck with your hand. Gently insert the tip of the nozzle into **one nostril**, until your fingers on either side of the nozzle are against the bottom of the person’s nose.



Press the plunger firmly to give the dose of NARCAN Nasal Spray.

- Remove the NARCAN Nasal Spray from the nostril after giving the dose.



3 Call for emergency medical help, Evaluate, and Support

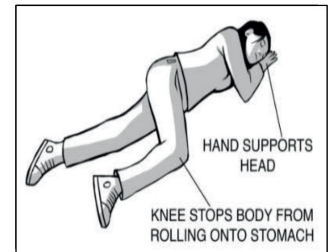
Get emergency medical help right away.

Move the person on their side (recovery position)

after giving NARCAN Nasal Spray.

Watch the person closely.

If the person does not respond by waking up, to voice or touch, or breathing normally another dose may be given. NARCAN Nasal Spray may be dosed every 2 to 3 minutes, if available.



Repeat Step 2 using a new NARCAN Nasal Spray to give another dose in the other nostril. If additional NARCAN Nasal Sprays are available, repeat step 2 every 2 to 3 minutes until the person responds or emergency medical help is received.

For more information about NARCAN Nasal Spray, go to www.narcannasalspray.com, or call 1-844-4NARCAN (1-844-462-7226).