

Removing barriers to better, safer care

Health literacy and patient safety:
Help patients understand

Manual for clinicians

Second edition

Barry D. Weiss, MD

A continuing medical education opportunity

Sponsored in part by AstraZeneca



© 2007 American Medical Association Foundation and American Medical Association.

All rights reserved. The contents of this publication may not be reproduced in any form without written permission from the American Medical Association Foundation.

Release date: May 2007
Expiration date: May 2009

Removing barriers to better, safer care

Health literacy and patient safety:
Help patients understand

Manual for clinicians

Second edition

Author:

Barry D. Weiss, MD
University of Arizona College of Medicine, Tucson

With contributions from:

Joanne G. Schwartzberg, MD, American Medical Association, Chicago
Terry C. Davis, PhD, Louisiana State University, Shreveport
Ruth M. Parker, MD, Emory University College of Medicine, Atlanta
Patricia E. Sokol, RN, JD, American Medical Association, Chicago
Mark V. Williams, MD, Emory University College of Medicine, Atlanta

The “Health Literacy Educational Toolkit, 2nd edition” has been re-approved for CME credit through May 2012. Please read the following page for new instructions effective May 2009.

Important Continuing Medical Education Information for Physicians
Effective May 2009

PLEASE NOTE THE NEW INSTRUCTIONS FOR CLAIMING CREDIT EFFECTIVE MAY 2009:

Physicians may earn *AMA PRA Category 1 Credit*[™] for this activity – *Health literacy educational toolkit, 2nd ed.* – by viewing the accompanying instructional video, reading this manual for clinicians, studying the case discussions, and completing the enclosed evaluation and post-test. The estimated time to complete the activity is 2.5 hours. **Physicians must then complete the CME questionnaire (including both the evaluation and the post-test) provided at the back of this manual and submit it via mail or fax to:**

American Medical Association Foundation
Attn: Health Literacy
515 N. State St.
Chicago, IL 60654
Fax: (312) 464-4142

All submissions must be signed and dated.

A certificate documenting your participation in the CME activity will be forwarded to you upon successful achievement of a score of at least 70%.

Original release date:	May 2007
Date of most recent activity review:	April 2009
Activity expiration date:	May 2012

Disclosures for Content Reviewers

Claudette Dalton, MD, Rockingham Memorial Hospital, Harrisonburg, Va.	Nothing to disclose
Daniel Oates, MD, M.Sc., Boston University School of Medicine, Boston, Mass.	Nothing to disclose

Accreditation Statement

The American Medical Association is accredited by the Accreditation Council for Continuing Medical Education to provide continuing medical education for physicians.

Designation Statement

The American Medical Association designates this educational activity for a maximum of 2.5 *AMA PRA Category 1 Credits*[™]. Physicians should only claim credit commensurate with the extent of their participation in the activity.

An AMA continuing medical education program

Accreditation statement

The American Medical Association is accredited by the Accreditation Council for Continuing Medical Education to provide continuing medical education for physicians.

Designation statement

The American Medical Association designates this educational activity for a maximum of 2.5 *AMA PRA Category 1 Credits*[™]. Physicians should only claim credit commensurate with the extent of their participation in the activity.

Non-physicians may receive a certificate of participation for completing this activity.

Learning objectives

The enclosed materials will enable physicians to:

- Define the scope of the health literacy problem.
- Recognize health system barriers faced by patients with low literacy.
- Implement improved methods of verbal and written communication.
- Incorporate practical strategies to create a shame-free environment.

Instructions for obtaining CME credit

After viewing the accompanying instructional video, reading this manual for clinicians, and completing the case discussions, record your answers to the continuing medical education (CME) questionnaire on the CME answer sheet provided at the back.

Disclosure policy

To ensure the highest quality of CME programming, and to comply with the Accreditation Council for Continuing Medical Education Standards for Commercial Support, the American Medical Association (AMA) requires that all faculty and planning committee members disclose relevant financial relationships with any commercial or proprietary entity producing health care goods or services relevant to the content being planned or presented. The following disclosures are provided:

Author

Dr. Weiss: Research grants and consulting fees, Pfizer Inc.

Contributors

Dr. Schwartzberg: Nothing to disclose

Dr. Davis: Nothing to disclose

Dr. Parker: Nothing to disclose

Ms. Sokol: Nothing to disclose

Dr. Williams: Nothing to disclose

CME Planning Committee

Louella L. Hung, MPH: Nothing to disclose

American Medical Association Foundation, Chicago

Joanne G. Schwartzberg, MD: Nothing to disclose

American Medical Association, Chicago

Barry D. Weiss, MD: Research grants and consulting fees, Pfizer Inc.

University of Arizona College of Medicine, Tucson

Table of contents

Introduction	6
Health literacy	8
• National Assessment of Adult Literacy	8
Proficient skills.....	10
Intermediate skills.....	10
Basic skills	10
Below basic skills.....	10
• Population groups at risk for limited health literacy.....	10
• Day-to-day problems associated with limited health literacy	12
• Implications of limited health literacy.....	13
Literacy and health knowledge.....	13
Literacy and health outcomes.....	13
Literacy and health care costs.....	14
Literacy and the law	15
You can't tell by looking	16
• How can I tell if an individual patient has limited health literacy skills?	
Red flags	17
The social history.....	19
Medication review	19
• Measuring health literacy.....	20
Strategies to enhance your patient's health literacy	22
• Making your practice patient-friendly	22
Attitude of helpfulness	25
Scheduling appointments	25
Office check-in procedures	25
Referrals and ancillary tests	27

Improving interpersonal communication with patients	28
• Communication and malpractice lawsuits	28
• Communication and medical outcomes	29
• Steps to improving communication with patients.....	29
Slow down.....	30
Use plain, nonmedical language.....	30
Show or draw pictures to enhance patients’ understanding and recall.....	32
Limit the amount of information given at each visit—and repeat it.....	32
Use the “teach-back” technique.....	33
Create a shame-free environment: Encourage questions	34
- Ask-Me-3.....	34
Creating and using patient-friendly written materials	35
• Written consent forms and patient education handouts	35
Principles for creating patient-friendly written materials	35
- Depth and detail of the message.....	37
- Complexity of text.....	38
- Format.....	39
- User testing.....	39
• Nonwritten patient education materials.....	40
Graphic illustrations (pictures, pictographs, models)	40
Audiotapes and compact discs.....	40
Videotapes.....	41
Computer-assisted education	41
Final comments	43
Case discussions	45
Useful resources	48
CME questionnaire	49
CME answer sheet	51
References	53

Introduction

Communication is essential for the effective delivery of health care, and is one of the most powerful tools in a clinician’s arsenal. Unfortunately, there is often a mismatch between a clinician’s level of communication and a patient’s level of comprehension. In fact, evidence shows that patients often misinterpret or do not understand much of the information given to them by clinicians. This lack of understanding can lead to medication errors, missed appointments, adverse medical outcomes, and even malpractice lawsuits.

There are many reasons why patients do not understand what clinicians tell them, but key among them is inadequate health literacy—i.e., a limited ability to obtain, process, and understand basic health information and services needed to make appropriate health decisions and follow instructions for treatment. Clinicians can most readily improve what patients know about their health care by confirming that patients understand what they need to know and by adopting a more patient-friendly communication style that encourages questions.

The need for today’s patients to be “health literate” is greater than ever, because medical care has grown increasingly complex. We treat our patients with an ever-increasing array of medications, and we ask them to undertake more and more complicated self-care regimens. For example, patients with congestive heart failure were prescribed digoxin and diuretics in the past, while today’s patients take loop diuretics, beta blockers, angiotensin converting enzyme inhibitors, spironolactone, and digoxin. They may also receive a biventricular pacemaker that needs monitoring, and they often take medications for hypertension and hyperlipidemia. In the past, these patients were simply instructed to decrease their physical activity, but now they weigh themselves daily, report weight gain to their clinicians, eat low-sodium and often low-fat diets, and participate in structured exercise regimens. Similarly, therapy for patients with asthma was once limited to theophylline pills, but today these patients must learn to use inhalers with spacers

and understand the difference between controller medications and rescue medications. They must also test their peak flow rate, take tapering doses of prednisone, and identify and eliminate allergens from their homes. Patients with diabetes may have the most difficult task of all, as they need to understand factors affecting blood glucose control so they can modify insulin regimens on a meal-to-meal basis in response to finger-stick glucose measurements.

Unfortunately, current data indicate that more than a third of American adults—some 89 million people—lack sufficient health literacy to effectively undertake and execute needed medical treatments and preventive health care. Inadequate health literacy affects all segments of the population, but it is more common in certain demographic groups, such as the elderly, the poor, members of minority groups, and people who did not speak English during early childhood. The economic consequences of limited literacy for the US health care system are considerable, estimated to cost between \$50 billion and \$73 billion per year.

Since publication of the first edition of this manual, a great deal of new information has become available about the effects of literacy on health care and health outcomes. Much of this information has been described in research papers and in a report on health literacy from the Institute of Medicine.

In the pages that follow, this manual reviews the problem of health literacy, its consequences for the health care system, and the likelihood that a clinician's practice includes patients with limited literacy. The manual then provides practical tips for clinicians to use in making their office practices more "user friendly" to patients with limited literacy, and gives suggestions for improving interpersonal communication between clinicians and patients. Finally, the manual concludes with several "case discussions" based on vignettes in the accompanying instructional video.

Health literacy, as defined in a report by the Institute of Medicine, is the ability to obtain, process, and understand basic health information and services needed to make appropriate health decisions and follow instructions for treatment.¹ Many factors can contribute to an individual's health literacy, the most obvious being the person's general literacy—the ability to read, write, and understand written text and numbers. Other factors include the individual's amount of experience in the health care system, the complexity of the information being presented, cultural factors that may influence decision-making, and how the material is communicated.

National Assessment of Adult Literacy

Every 10 years, the US Department of Education conducts a national survey to document the state of literacy of the American public. The most recent survey, the National Assessment of Adult Literacy (NAAL) conducted in 2003, provides the most comprehensive view of the general literacy and health literacy skills of American adults. The NAAL tested a stratified representative national random sample of some 19,000 adults who were interviewed in their place of residence. Each participant was asked to provide personal and background information and to complete a comprehensive set of tasks to measure his or her ability to read and understand text, interpret documents, and use and interpret numbers (Table 1).

While the main purpose of the NAAL was to measure the general literacy skills of American adults, specific items were devoted to specifically assessing health literacy. These items focused on the ability of individuals to understand and use text, documents, and numbers pertinent to commonly encountered health care situations. These situations included care of illness, dealing with preventive care, and navigating the health care system.

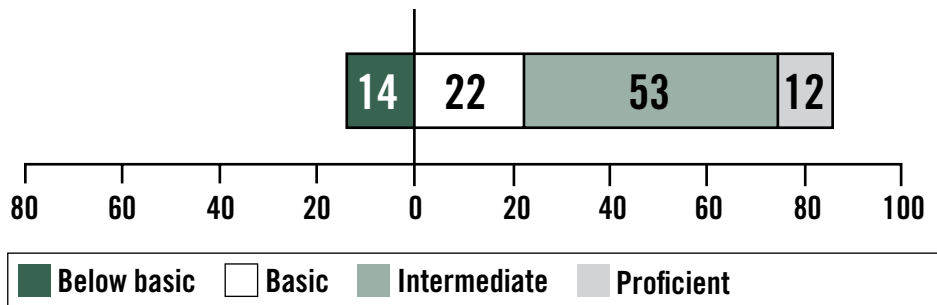
The NAAL results were reported by dividing the health literacy skills of subjects into four levels²: “proficient,” “intermediate,” “basic,” and “below basic” (Figure 1). Most doctoral-level clinicians fall into the small percentage of the population that has proficient skills, while 36% of American adults—78 million people—have only basic or below basic skills. Add to this figure the approximately 5% of individuals that could not be tested in the NAAL because they lacked sufficient skills to participate in the survey, and the total number of Americans with limited health literacy totals more than 89 million!

Table 1. Examples of health literacy tasks on the National Assessment of Adult Literacy

Level	Sample tasks
Proficient	<ul style="list-style-type: none"> • Calculate an employee’s share of health insurance costs for a year, using a table that shows how the employee’s monthly cost varies. • Find the information required to define a medical term by searching through a complex document. • Evaluate information to determine which legal document is applicable to a specific health care situation.
Intermediate	<ul style="list-style-type: none"> • Determine a health weight range for a person of specified height, based on a graph that relates height and weight to body mass index. • Find the age range during which children should receive a particular vaccine using a chart that shows all the childhood vaccines and the ages children should receive them. • Determine what time a person can take a prescription medication, based on information on the prescription drug label that relates the timing of medication to eating. • Identify three substances that may interact with an over-the-counter drug to cause side effects, using information on the over-the-counter drug label.
Basic	<ul style="list-style-type: none"> • Give two reasons why a person with no symptoms of a specific disease should be tested for the disease, based on information in a clearly written pamphlet. • Explain why it is difficult for people to know if they have a specific chronic medical condition, based on information in a two-page article about the medical condition.
Below basic	<ul style="list-style-type: none"> • Identify how often a person should have a specified medical test, based on information in a clearly written pamphlet. • Identify what is permissible to drink before a medical test, based on a set of short instructions. • Circle the date of a medical appointment on a hospital appointment slip.

Source: Kutner M, Greenberg E, Jin Y, Paulsen C. The Health Literacy of America’s Adults: Results from the 2003 National Assessment of Adult Literacy. US Department of Education. National Center for Education Statistics (NCES) Publication No. 2006-483; September 2006.

Figure 1.



Graph illustrates the percentage of participants in the National Assessment of Adult Literacy (NAAL) with health literacy scores in each of the four literacy proficiency categories.

Source: Kutner M, Greenberg E, Jin Y, Paulsen C. *The Health Literacy of America's Adults: Results from the 2003 National Assessment of Adult Literacy*. US Department of Education. National Center for Education Statistics (NCES) Publication No. 2006-483; September 2006.

Proficient skills

At the proficient level, individuals have fully developed health literacy skills and can read and understand virtually all text and numerical information they might encounter in health care settings. These individuals, however, account for only about 13% of the American adult population.

Intermediate skills

The next highest skill level is termed “intermediate.” Individuals with intermediate health literacy skills constitute about 53% of the population. They can deal with most of the text and numerical information they encounter in health care settings, although they would have difficulty dealing with dense or complicated text and documents. Examples of intermediate skills include checking a reference source to determine which foods contain a particular vitamin or calculating body mass index from information provided on a graph.

Basic skills

People with basic health literacy skills, who make up 22% of the population, can perform the basic tasks of reading and understanding a short pamphlet that explains the importance of a screening test. They would not be able to reliably perform intermediate-level tasks. Most would have difficulty understanding typical patient education handouts or filling in health insurance applications.

Below basic skills

About 14% of the American adult population has health literacy skills below even the basic level. These individuals are typically unable to perform the basic tasks needed to achieve full function in today's society, including interactions with the health care system. They can only perform rudimentary literacy tasks like identifying the date of a medical appointment from a hospital appointment slip given to them. They would typically have difficulty with basic-level tasks.

Population groups at risk for limited health literacy

Persons with basic and below basic health literacy skills are found in all segments of society. In fact, most are white, native-born Americans. Nonetheless, limited health literacy is much more common in certain segments of the population.

Table 2 shows the percentage of certain “high-risk” population groups in which many individuals scored in the basic or below basic levels on the NAAL. These groups include the elderly, persons with limited education, members of ethnic minorities, and people who spoke a language other than English in their childhood home. Unemployed persons, those with limited income, and individuals insured by Medicaid are also more likely to have limited health literacy. Visual difficulties and learning disabilities such as dyslexia account for health literacy deficits in only a very small percentage of NAAL subjects.

Table 2. Percentage of adult population groups with health literacy skills at NAAL below basic and basic levels

Group	Below basic	Basic	Total
	%	%	%
Age (years)			
19-24	10	21	31
25-39	10	18	28
40-49	11	21	32
50-64	13	21	24
65 and older	29	30	59
Highest education level completed			
Less than or some high school	49	27	76
High school graduation (no college study)	15	29	44
High school equivalency diploma	14	30	44
Racial/ethnic group			
White	9	19	24
Asian/Pacific Islander	13	18	31
Black	24	34	58
Hispanic (all groups)	41	25	66
Health insurance status			
Employer provided	7	17	24
Privately purchased	13	24	37
Medicare	27	30	57
Medicaid	30	30	60
No insurance	28	25	53

Source: Kutner M, Greenberg E, Jin Y, Paulsen C. The Health Literacy of America's Adults: Results from the 2003 National Assessment of Adult Literacy. US Department of Education. National Center for Education Statistics (NCES) Publication No. 2006-483; September 2006.

If your patient population includes many individuals in any of the groups mentioned above, it is likely that your practice includes persons with limited health literacy skills. It is important, however, to keep in mind that persons with limited health literacy do not fit into easy stereotypes. Indeed, one study of affluent individuals living in a geriatric retirement community found that 30% scored poorly on a test

of functional literacy in health care situations.³ And a cover article in *Fortune* magazine told the stories of several billionaire executives who had limited general literacy skills.⁴ As with nearly all poor readers, they had developed coping mechanisms that worked in their business and social lives, but might not work well in an urgent health care situation.

Day-to-day problems associated with limited health literacy

Numerous studies in health care settings demonstrate that persons with limited health literacy skills often have a poor understanding of basic medical vocabulary and health care concepts. For example, one study of patients with limited health literacy found that many did not really understand the meanings of words that clinicians regularly use in discussions with patients—words like “bowel,” “colon,” “screening test,” or “blood in the stool” (Table 3).⁵ In another study, one out of four women who said they knew what a mammogram was turned out not to know.⁶

Table 3. Common medical words that patients with limited literacy may not understand

- Blood in the stool
- Bowel
- Colon
- Growth
- Lesion
- Polyp
- Rectum
- Screening
- Tumor

Source: Davis TC, Dolan NC, Ferreira MR, Tomori C, Green KW, Sipler AM, Bennett CL. The role of inadequate health literacy skills in colorectal cancer screening. *Cancer Invest.* 2001;19:193-200.

Lack of understanding is not just limited to medical terms. Several studies, conducted in both primary care and specialty practices in different parts of the United States, show that persons with limited health literacy skills also do not understand, or are not aware of, *concepts* basic to common diseases. For example, fewer than half of low literacy patients with diabetes knew the symptoms of hypoglycemia,⁷ and the majority of low literacy patients with asthma could not demonstrate proper use of an asthma inhaler.⁸ Table 4 shows some other problems experienced by persons with limited health literacy when they interact with the health care system.^{9,10,11,12}

Table 4. Some other health system problems experienced by persons with limited literacy skills

26%	did not understand when their next appointment was scheduled
42%	did not understand instructions to “take medication on an empty stomach”
(Up to) 78%	misinterpret warnings on prescription labels
86%	could not understand rights and responsibilities section of a Medicaid application

Sources: (a) Williams MV, Parker RM, Baker DW, et al. Inadequate functional health literacy among patients at two public hospitals. *JAMA.* 1995; 274:1677-1682; (b) Baker DW, Parker RM, Williams MV, et al. The health care experience of patients with low literacy. *Arch Family Med.* 1996; 5:329-334; (c) *Fact Sheet: Health literacy and understanding medical information.* Lawrenceville, NJ: Center for Health Care Strategies; 2002; (d) Wolf MS, Davis TC, Tilson HH, Bass PF III, Parker RM. Misunderstanding of prescription drug warning labels among patients with low literacy. *Am J Health Syst Pharm.* 2006; 63:1048-1055.

It is important to emphasize that limited understanding of health concepts and health information is not solely a problem of persons with low literacy skills. Highly literate, well-educated individuals also report difficulty understanding information provided to them by clinicians—usually because clinicians use vocabulary and discuss physiological concepts unfamiliar to those who do not have a medical education. Even patients with average reading levels are often unable to understand consent forms used for research studies on cancer drugs and may not comprehend medication instructions, such as those for what to do about missed oral contraceptive pills.^{13,14} And, in a well-known anecdote, a prominent obstetrician reported that he was unable to fully understand the

explanation he received from an orthopedist about his upcoming orthopedic surgery.

Implications of limited health literacy

The limited ability to read and understand health-related information often translates into poor health outcomes. Most clinicians are surprised to learn that literacy is one of the strongest predictors of health status. In fact, all of the studies that investigated the issue report that literacy is a stronger predictor of an individual's health status than income, employment status, education level, and racial or ethnic group.^{15,16,17}

Be aware that education level is a poor surrogate for general literacy skills and for health literacy. Education level only measures the number of years an individual attended school—not how much the individual learned in school. Thus, asking patients how many years of school they completed does not adequately predict their literacy skills. Indeed, fully 39% of NAAL participants with a high school education had only basic reading skills, and 13% had skills below the basic level.²

Literacy and health knowledge

Patients with limited health literacy have less awareness of preventive health measures and less knowledge of their medical conditions and self-care instructions than their more literate counterparts. This knowledge deficit has been documented for a variety of health conditions, ranging from childhood fever to asthma to hypertension. Persons with limited health literacy skills also exhibit less healthy behaviors (Table 5).^{18,19}

Literacy and health outcomes

Persons with limited health literacy skills have poorer health status than the rest of the population.^{15,16,17,20} Indeed, several studies in diverse settings have shown that, even after controlling for a variety of sociodemographic variables, limited understanding

of health concepts (i.e., poor health literacy) is associated with worse health outcomes. This may be due to the aforementioned deficits in health knowledge, as well as medication errors, poor understanding of medical instructions, and lack of self-empowerment.

Table 5. Some health knowledge deficits and risky behaviors of persons with limited literacy skills

Health knowledge deficits

- Patients with asthma less likely to know how to use an inhaler
- Patient with diabetes less likely to know symptoms of hypoglycemia
- Patients with hypertension less likely to know that weight loss and exercise lower blood pressure
- Mothers less likely to know how to read a thermometer
- Less likely to understand direct-to-consumer television advertising

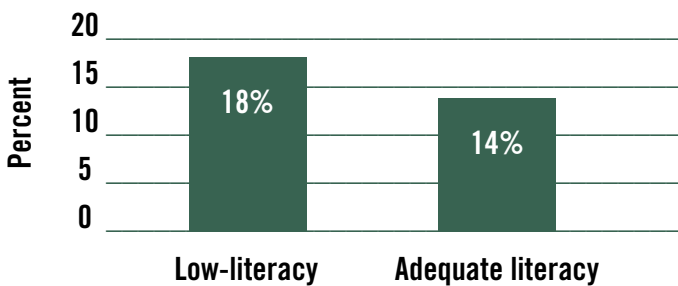
Less healthy behaviors

- More smoking, including during pregnancy
- More exposure to violence
- Less breastfeeding
- Less access to routine children's health care

Sources: (a) Davis TC, Arnold C, Berkel HJ, Nandy I, Jackson RH, Glass J. Knowledge and attitude on screening mammography among low-literate, low-income women. *Cancer*. 1996;78:1912-1920; (b) Williams MV, Baker DW, Parker RM, Nurss JR. Relationship of functional health literacy to patients' knowledge of their chronic disease: a study of patients with hypertension or diabetes. *Arch Intern Med*. 1998;158:166-172; (c) Davis TC, Byrd RS, Arnold CL, Auinger P, Bocchini JA Jr. Low literacy and violence among adolescents in a summer sports program. *J Adolesc Health*. 1999; 24:403-411; (d) Arnold CL, Davis TC, Berkel HJ, Jackson RH, Nandy I, London S. Smoking status, reading level, and knowledge of tobacco effects among low-income pregnant women. *Prev Med*. 2001; 32:313-320; (e) Kaphingst KA, Rudd RE, Dejong W, Daltroy LH. Comprehension of information in three direct-to-consumer television prescription drug advertisements among adults with limited literacy. *J Health Commun*. 2005;10:609-619; (f) Yu SM, Huang ZJ, Schwalberg RH, Nyman RM. Parental English proficiency and children's health services access. *Am J Public Health*. 2006;96:1449-1455.

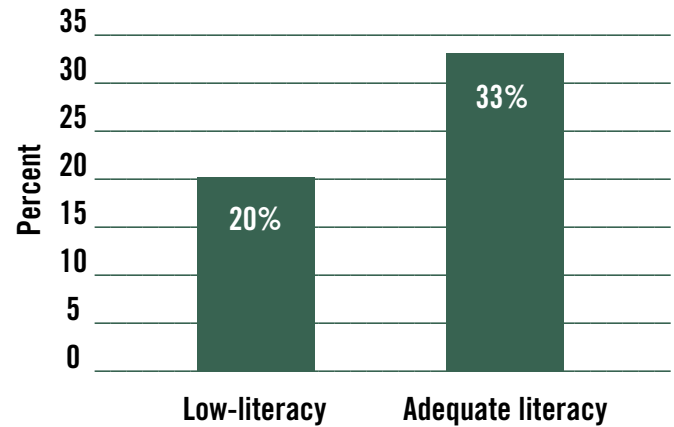
The relationship between limited health literacy and poorer health occurs in all socioeconomic groups and in many disease states. For example, Medicare managed care enrollees (mostly older individuals) are 29% more likely to be hospitalized if they have limited health literacy skills (Figure 2).²¹ Medicaid enrollees (mostly individuals with limited income) with diabetes are less likely to have good glycemic control if they have limited health literacy (Figure 3).²² Indeed, although not all research has come to a similar conclusion, evidence suggests that literacy may be the mediating factor in determining which patients have good diabetes control.^{23,24}

Figure 2. Percentage of Medicare managed-care enrollees requiring hospitalization over a 3-year period



Source: Baker DW, Gazmararian JA, Williams MV, et al. Functional health literacy and the risk of hospital admission among Medicare managed care enrollees. *Am J Public Health*. 2002;92:1278-1283.

Figure 3. Patients with tight diabetes control



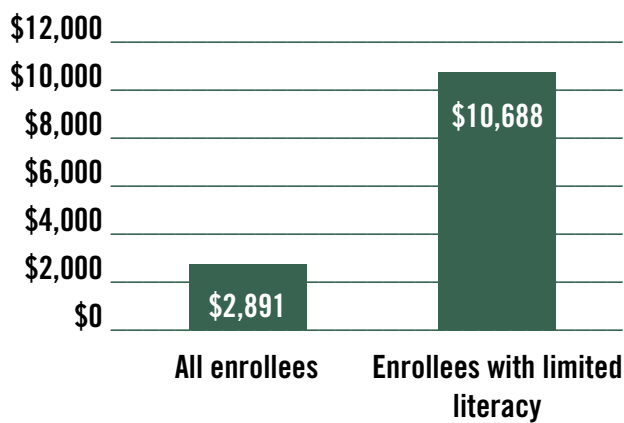
Tight diabetes control defined as a glycated hemoglobin level $\leq 7.2\%$

Data from: Schillinger D, Grumbach K, Piette J, et al. Association of health literacy with diabetes outcomes. *JAMA*. 2002;288:475-482.

Literacy and health care costs

The adverse health outcomes of low health literacy translate into increased costs for the health care system. In one small study, the average annual health care costs for all Medicaid enrollees in one state was \$2,891 per enrollee, but the annual cost for enrollees with limited literacy skills averaged \$10,688 (Figure 4).²⁵ Another study, this one of 3,260 Medicare enrollees in sites around the country, found higher costs for emergency room and inpatient care for people with limited health literacy.²⁶

Figure 4. Annual health-care costs of Medicaid enrollees



Data from: Weiss BD, Palmer R. Relationship between health care costs and very low literacy skills in a medically needy and indigent Medicaid population. *J Am Board Family Pract.* 2004;17:44-47

The combination of medication errors, excess hospitalizations, longer hospital stays, more use of emergency departments, and a generally higher level of illness—all attributable to limited health literacy—is estimated to result in excess costs for the US health care system of between \$50 billion and \$73 billion per year.²⁷ According to the Center for Health Care Strategies, this is equal to the amount Medicare pays for physician services, dental services, home health care, drugs, and nursing home care combined.²⁸

Literacy and the law

The Joint Commission and the National Committee for Quality Assurance have both adopted guidelines specifying the need for patient education information and consent documents to be written in a way that patients can understand.^{29,30} Accordingly, failure to provide understandable information to patients may be a negative factor in the accreditation status of a health care organization. The Joint Commission recently published a “white paper” on health literacy.³¹

Our legal system recognizes the patient-physician relationship as a fiduciary relationship, which is the highest standard of duty implied by law. In the case of informed consent, courts consistently state that because of the fiduciary relationship between patients and physicians, physicians have a duty to fully disclose, in good faith and in general terms, the risks and benefits of medical interventions and procedures.

With consistency, courts have described informed consent as a process of educating patients so they understand their diagnosis and treatment. A Virginia court stated that consent is not a piece of paper but rather a process of physicians helping patients understand their condition for the purpose of making informed decisions.³² The South Carolina Supreme Court declared that a patient must have a true understanding of procedures and their seriousness.³³ Moreover, in Ohio, a court said that the physician’s duty to patients includes fully disclosing information and, as fully as possible, ascertaining that patients understand the information on the documents they are signing.³⁴

For patients with limited health literacy skills, clinicians thus need to deliver this information in a clear, plain language format. In fact, clinicians can best serve their patient population by providing *all* patients with easy-to-understand information.

You can't tell by looking

Given that 89 to 90 million adults in the United States have limited health literacy, you probably see patients every day who have trouble reading and understanding health information. In addition, even persons with adequate skills may have trouble understanding and applying health care information, especially when it is explained in technical, unfamiliar terms. Patients may be verbally articulate and appear well-educated and knowledgeable, yet fail to grasp disease concepts or understand how to carry out medication regimens properly.

Patients with limited health literacy can be difficult to identify. The population groups listed in Table 6 are known to be at higher risk for limited health literacy, but keep in mind that many patients within these groups actually have well-developed skills. Conversely, many patients with limited health literacy do not fall into any of the population groups listed in Table 6.

The important message is that *you can't tell by looking* whether someone has sufficient skills to adequately understand health concepts and carry out health care instructions. Because you can't tell just by looking, clinicians and medical practices can best deliver effective medical care by providing easy-to-understand information to *all* patients. Later in this manual, we will show you how you can do this.

Table 6. Key risk factors for limited literacy

- Elderly
- Low income
- Unemployed
- Did not finish high school
- Minority ethnic group (Hispanic, African American)
- Recent immigrant to United States who does not speak English
- Born in United States but English is second language

How can I tell if an individual patient has limited health literacy skills?

Red flags

While you can't tell by looking, some of your patients may drop clues, or "red flags," indicating they have limited health literacy. If your patients

have ever filled out their registration forms or health questionnaires incompletely or incorrectly, or taken their medications the wrong way, they may have done so because of limited literacy skills or because they were not familiar with the medical terms and concepts in these forms. Other clues to limited literacy are listed in Table 7.

Table 7. Behaviors and responses that may indicate limited literacy

Behaviors

- Patient registration forms that are incomplete or inaccurately completed
- Frequently missed appointments
- Noncompliance with medication regimens
- Lack of follow-through with laboratory tests, imaging tests, or referrals to consultants
- Patients say they are taking their medication, but laboratory tests or physiological parameters do not change in the expected fashion

Responses to receiving written information

- "I forgot my glasses. I'll read this when I get home."
- "I forgot my glasses. Can you read this to me?"
- "Let me bring this home so I can discuss it with my children."

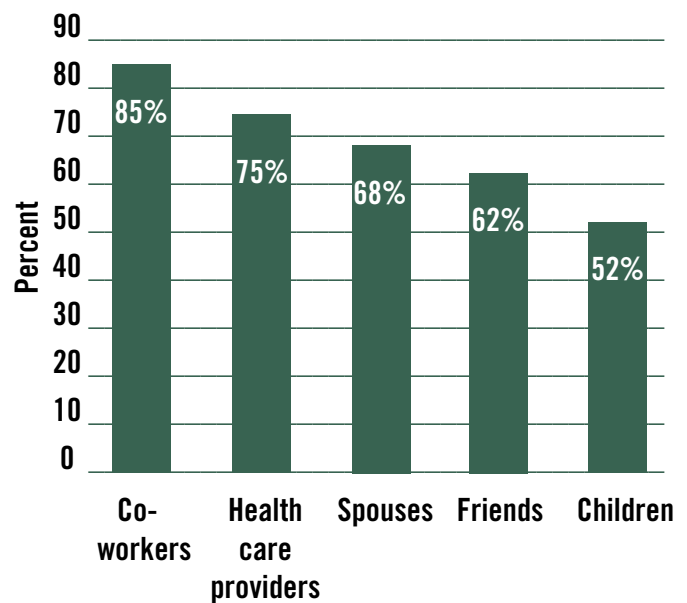
Responses to questions about medication regimens

- Unable to name medications
- Unable to explain what medications are for
- Unable to explain timing of medication administration

It is important to understand, however, that the absence of such clues *does not* indicate that a patient has adequate health literacy. Most individuals with limited health literacy are undetected by the health care system. In fact, patients with limited general literacy skills go to great lengths to hide this from others, some even going so far as to bring decoy reading materials with them to the clinician's office or handing articles about medications or treatments to their clinician. The majority of patients with limited literacy skills have never told anyone in the health care system, and most have never even told family members (Figure 5).³⁵ Similarly, patients with well-developed literacy skills who fail to understand health information may also avoid asking questions for fear of appearing "stupid" or annoying to the clinician.

In other words, you can't tell by looking *and* you can't expect your patients to tell you.

Figure 5. Non-disclosure of limited literacy



Histogram bars indicate the percentage of persons with limited literacy skills who had never told co-workers, health-care providers, spouses, friends, or their children about their limited literacy.

Data from: Parikh NS, Parker RM, Nurss JR, Baker DW, Williams MV. Shame and health literacy: the unspoken connection. *Patient Educ Couns.* 1996; 27:33-39,

The social history

Some physicians have found it helpful to add a question about literacy skills to the social history. After asking about occupation and education, they add “How happy are you with the way you read?” or “What is the best way for you to learn new things?” Use of these and similar questions gives the patient an opportunity to “open up” and discuss the issue if desired.

Recent research in this area has focused on patients’ responses to any one of several specific questions as indicators of limited health literacy skills.^{36,37,38} The two questions for which the most validation data are available are “How often do you need to have someone help you when you read instructions, pamphlets, or other written material from your doctor or pharmacy?” and “How confident are you filling out medical forms by yourself?” (Table 8). These questions have been studied in several settings and have sensitivities for detecting limited literacy skills ranging from 54% to 83%.

The discussion that follows can lead the patient and clinician to agree on the importance of understanding health information, and on the need to find alternate ways for patients to learn what they need to know to care for themselves. It is essential that such discussions, and indeed any questions about reading skills, be conducted in a private, safe, and supportive environment, and that all questions are asked in a neutral, nonjudgmental fashion.

Medication review

Another suggested method for identifying patients who have limited health literacy skills is the “brown-bag medication review.” At the time an appointment is made, ask the patient to bring in all medications (prescription and over-the-counter medications, nutritional and herbal supplements, etc). When the patient comes to the office, the clinician or medical assistant can conduct the medication review by asking the patient to name each medication and explain what it is for and how it is taken.

As patients respond to these questions, note whether they identify medications by reading the label or by opening the bottle and looking at or pouring the pills into their hands. Identifying the medication by looking at the pills may be a clue to limited literacy skills. When responding to questions about how to take the medication, the patient may have memorized instructions such as “take one pill three times per day.” However, when probing further with questions such as “When was the last time you took one of these pills?” and “When was the time before that?” the patient’s confusion may become apparent.

Measuring health literacy

A number of instruments have been developed to assess the health literacy skills of patients (Table 8). For the most part, these tools have been used for research. Some clinicians, however, have used these instruments in their own clinical settings to measure the literacy skills of a sample of their practice’s patients. Doing so permits the entire staff to develop a better sense of the literacy level of their overall patient population, thereby helping ensure that patient education materials and other communication modalities are targeted appropriately to patients’ level of understanding.

While many clinicians and most patient advocacy groups have expressed concern that patients are ashamed and will not want to have their literacy skills assessed when they come to see a physician, a recent study suggests otherwise. The study, which involved nearly 600 patients, randomized 10 private and 10 public practices in Florida into practices that did and did not assess literacy skills of their patients. In the practices that conducted literacy assessments, the assessment was performed by the practice’s nursing staff at the time nurses obtained patients’ vital signs. Fully 99% of patients in the practices that assessed literacy were willing to undergo the assessment, and doing so did not decrease patient satisfaction. In fact, patient satisfaction was slightly higher in the practices that performed literacy assessments, perhaps because the literacy assessment provided an opportunity for more interaction and communication between patients and practice staff.⁴³

Table 8. Some methods for assessing literacy skills

Methods	Description	Validated in		Length (minutes)
		English	Spanish	
Single question screens^{36,37, 38}				
	“How often do you need to have someone help you when you read instructions, pamphlets, or other written material from your doctor or pharmacy?” (positive answers are “sometimes,” “often,” or “always”)	Yes	No	≤1
	“How confident are you filling out medical forms by yourself?” (positive answers are “somewhat,” “a little bit,” or “not at all”)	Yes	No	≤1
Assessment instruments				
Newest Vital Sign ³⁹ (<i>www.NewestVitalSign.org</i>)	Screening instrument for use in clinical settings. Patients review a nutrition label and answer 6 questions about the label.	Yes	Yes	3
Rapid Estimate of Adult Literacy in Medicine ⁴⁰	Used in both clinical and research settings. Word recognition list. Patients read list of 66 words and are scored on correct pronunciation.	Yes	No	2
Short Assessment of Health Literacy for Spanish-speaking Adults ⁴¹	Patient is presented with 50 words, each with a correct and incorrect meaning, and patient must select correct meaning.	No	Yes	5
Short Test of Functional Health Literacy in Adults ⁴²	Used mostly in research. Patients questioned about 4 numerical items and 2 prose passages about medical issues from which specific words have been deleted, and patient must select appropriate words from a list of multiple-choice options.	Yes	Yes	8

Strategies to enhance your patient's health literacy

While there is little that clinicians can do to boost the general literacy skills of their patients, there are strategies you can use to enhance patients' understanding of medical information. In fact, by making your practice more patient-friendly, communicating in easy-to-understand language, creating and using patient-friendly written materials, and verifying patients' understanding of information you provide, you can deliver more effective care to *all* of your patients.

Making your practice patient-friendly

Imagine that you are one of the nearly 36% of adults in the United States who had basic or below basic general and health literacy skills on the NAAL. You can't read and fully understand an article in a newspaper. You can't fill in a government application for Social Security, Medicare, or Medicaid benefits. You can't follow a bus schedule or a map. You don't really understand what a cancer screening test is, or the meaning of words like "rectum," "tumor," "prostate gland," or "mammogram." Perhaps English is your second language.

Imagine also that you, the patient, are coming to visit *your* practice for the first time today. What will you find there? What paperwork will the staff ask you to produce or complete? What rules and procedures will they ask you to follow? What kinds of paperwork will you receive if you are referred for ancillary tests or consultations with other clinicians, and how will you find your way to those tests and consultations? Will you receive handouts and consent forms? If so, will you be able to understand them (Figure 6)? What do you know about your medical insurance coverage—assuming, of course, you are not one of the more than 40 million Americans without medical insurance?

This section of the manual provides suggestions and tips for making your practice more patient-friendly (summarized in Table 9). While the paragraphs above use the example of a patient with limited general literacy skills, implementing the recommendations in this section will benefit all the patients in your practice.

Figure 6.

Your naicisyhp has dednemmocer that you have a ypocsonoloc. Ypocsonoloc is a test for noloc recnac. It sevlovni gnitresni a elbixelf gniweiv epocs into your mutcer. You must drink a laiceps diuqil the thgin erofeb the noitanimaxe to naelc out your noloc.

The text above, which provides basic information about colonoscopy, provides a sense of what it might be like for a person with limited literacy skills to read a handout similar to those you may give to patients in your office. The words are spelled backwards—can you read it?

Individuals with limited literacy skills prefer information with short words and short sentences, and that contains only essential information. Long or

unfamiliar words, written backwards in the example above, are often difficult to decipher. Difficult words slow down reading speed and as a result, decrease understanding. Similar concerns apply to oral communication—simple, plain language is the best way to communicate.

Table 9. Checklist for patient-friendly office procedures

- Exhibit a general attitude of helpfulness.
 - When scheduling appointments...
 - Have a person, not a machine, answer the phone.
 - Only collect necessary information.
 - Give directions to the office.
 - Help patients prepare for the visit. Ask them to bring in all their medications and a list of any questions they might have.
 - Use clear and easy-to-follow signage.
 - Ask staff to welcome patients with a general attitude of helpfulness.
 - During office check-in procedures...
 - Provide assistance with completing forms.
 - Only collect essential information.
 - Provide forms in patient's language.
 - Provide forms in an easy-to-read format.
 - When referring patients for tests, procedures, consultations...
 - Review the instructions.
 - Provide directions to the site of referral.
 - Provide assistance with insurance issues.
 - When providing patients with information...
 - Routinely review important instructions.
 - Provide handouts in an easy-to-read format.
 - Use nonwritten modalities.
-

Attitude of helpfulness

A general attitude of helpfulness from you and other members of your staff can go a long way towards helping your patients feel comfortable in your practice. This attitude starts from the top; through example, clinician leaders and office managers can encourage all employees to help patients feel comfortable asking questions about office procedures and their medical care. While everyone is involved, one of the most important individuals is the person the patient encounters first—the receptionist. To advertise the attitude of helpfulness to patients, it may be useful to have all members of the office staff—including the clinicians and clerical staff—wear a button that states, “Ask me. I Can Help” (Figure 7).

Figure 7.



Scheduling appointments

When patients call the office to make an appointment, a person should answer the phone—not a machine asking the patient to select numerical options. Ideally, the person answering the phone should be able to converse with the patient in the patient’s preferred language.

Information collected on the phone should include only what is needed to process the appointment and expedite office flow. It should omit nonessential information or information that duplicates what others will ask later.

Ask if the patient needs directions to the office. For first-time patients, offer to send (or fax or e-mail) directions to the office.

Finally, help patients prepare for the visit by asking them to bring in all their medications and to make a list of the questions they wish to ask. Let them know that they are welcome to have someone accompany them to the visit and be a part of the discussion.

Office check-in procedures

Office check-in procedures—particularly the completion of registration forms and health questionnaires—often present an obstacle for patients with limited general and health literacy. The next time you receive a patient registration form that is incomplete or completed incorrectly, consider that the patient may have had difficulty reading it.

Solutions to this problem are simple and beneficial to *all* patients who have difficulty completing registration forms (e.g., persons with limited literacy, as well as persons with vision deficits, tremors). They are summarized in Table 10.

Table 10. Tips for assisting patients with registration forms

- Routinely offer all patients assistance in completing forms.
 - Only collect information that is essential.
 - Collect information and/or provide assistance in the patient's preferred language.
 - Be sure forms are designed in reader-friendly format.
-

First, and perhaps most importantly, office staff should routinely offer all patients the opportunity to have someone assist them with the completion of registration forms. This can be done by stating, "Some of these forms can be difficult to fill out. If you need help with them, please don't hesitate to ask me for help." Assistance should be provided in a confidential manner. Patients should be brought to a cubicle or empty examination room so they will not have to discuss their health problems, financial status, or other personal matters aloud in the waiting area.

Second, registration forms should be simple and request only necessary information. For example, if a nurse or physician will later ask a patient about medication allergies, there may be no added value in having the patient provide this information on the registration form. Similarly, if office staff asks for and photocopies an insurance card, there may be no reason to have the patient complete insurance information on a registration form. Asking patients for unnecessary information serves no good purpose and intimidates those who find it difficult to provide this information.

Third, information should be collected in a patient's preferred language whenever possible. Forms should be provided in the patient's preferred language, or someone who speaks the patient's preferred language should be available to provide assistance.

In addition to the three aforementioned recommendations, make certain that the physical appearance and format of the registration form complies with the principles of easy-to-read patient materials. These principles are presented in the next section of this manual.

Referrals and ancillary tests

When patients are sent for blood tests and imaging studies, or referred to other clinicians for consultations, treatments, or procedures, they are often handed a piece of paper and told to “make an appointment.” For many patients, and especially those with limited literacy skills, making that appointment can be difficult. Again, imagine you are the patient with limited health literacy skills. You, as the patient, must read the referral instructions, then call and make an appointment in another practice that may have its own registration system and forms to complete. You also need to determine if insurance coverage will pay for this service (an advanced health literacy task mastered only by those with proficient skills), and complete additional paperwork for the insurance company. Then you will need to follow pre-appointment instructions, which could include bowel preparation for a colonoscopy or proper adjustment of medications before a procedure. Finally, you will need to get to the site of the consultation or procedure and be present at the correct time.

Most clinicians have dealt with tasks like these and know they can be frustrating. For a patient who has below basic NAAL health literacy skills, these tasks may be overwhelming.

The solutions to this problem are straightforward. Any written instructions should be clear and simple and, as discussed in the next section, they should be written in easy-to-understand language and format. Office staff should review instructions with patients and check that patients understand. It is a good idea to read written information out loud, rather than assume that your patients can read and understand the information on their own.

Business office staff should be available to assist patients with issues related to insurance coverage. Complicated procedures (e.g., bowel preparation) should be reviewed in detail, as should directions to the referral site. It can be useful to have a simple map on the back of referral forms, appointment notices, and test requisition slips, so that the directions can be highlighted and reviewed with the patient.

Improving interpersonal communication with patients

Clinician-patient communication is an important factor in health literacy. Good communication is crucial for a successful clinician-patient relationship and effective exchange of information. Breakdowns in communication can lead to confusion for patients, poor health outcomes, and even malpractice lawsuits against clinicians.

Communication and malpractice lawsuits

Poor communication between patients and clinicians is a major factor leading to malpractice lawsuits. In fact, attorneys estimate that a clinician's communication style and attitude are major factors in nearly 75% of malpractice suits.⁴⁴ The most frequently identified communication errors are inadequate explanations of diagnosis or treatment, and communicating in such a way that patients feel that their concerns have been ignored (Table 11).^{45,46,47,48}

Table 11. Clinician-patient communication problems involved in malpractice lawsuits

- Inadequate explanation of diagnoses
- Inadequate explanation of treatment
- Patient feels ignored
- Clinician fails to understand perspective of patient or relatives
- Clinician discounts or devalues views of patients or relatives
- Patient feels rushed

Sources: (a) Vincent C, Young M, Phillips A. Why do people sue doctors? a study of patients and relatives taking legal action. *Lancet*. 1994; 343:1609-1613; (b) Hickson GB, Clayton EW, Githena PB, Sloan FA. Factors that prompted families to file medical malpractice claims following perinatal injuries. *JAMA*. 1992; 267:1359-1363; (c) Hickson GB, Clayton EW, Entman SS, et al. Obstetricians' prior malpractice experience and patients' satisfaction with care. *JAMA*. 1994; 272:1583-1587.

Communication and medical outcomes

Studies have shown that effective communication with patients has a beneficial effect on medical outcomes. These benefits include lower rates of anxiety, pain, and psychological distress, and higher rates of compliance and symptom resolution.⁴⁹

In particular, it has long been known that patients' adherence to therapy is heavily influenced by communication style. Specifically, clear and concise instructions delivered to patients by clinicians the patients trust are associated with improved rates of adherence.⁵⁰

Steps to improving communication with patients

General consensus exists among health literacy and communication experts that there are six basic methods for improving communication with patients (Table 12).^{51,52} Although initially recommended based on expert opinion, research results are providing evidence that these methods work.

Table 12. Six steps to improving interpersonal communication with patients

- 1. Slow down.**
Communication can be improved by speaking slowly, and by spending just a small amount of additional time with each patient. This will help foster a patient-centered approach to the clinician-patient interaction.
 - 2. Use plain, nonmedical language.**
Explain things to patients like you would explain them to your grandmother.
 - 3. Show or draw pictures.**
Visual images can improve the patient's recall of ideas.
 - 4. Limit the amount of information provided—and repeat it.**
Information is best remembered when it is given in small pieces that are pertinent to the tasks at hand. Repetition further enhances recall.
 - 5. Use the “teach-back” technique.**
Confirm that patients understand by asking them to repeat back your instructions.
 - 6. Create a shame-free environment: Encourage questions.**
Make patients feel comfortable asking questions. Consider using the Ask-Me-3 program. Enlist the aid of others (patient's family or friends) to promote understanding.
-

Slow down

Communication is improved—and the risk of malpractice claims decreased—when clinicians spend more time with patients. Only a short amount of time is needed to make a difference. Data from multiple US states indicate that primary care physicians who have been the target of malpractice liability claims spend an average of 15 minutes per patient on routine visits, while physicians who have never had a malpractice claim against them spend an average of 18 minutes. This is a difference of a mere three minutes.⁵³

In addition to spending more time, clinicians can optimize the use of this time by creating a “patient-centered visit.” In a patient-centered visit, the clinician focuses on addressing the patient’s concerns. Behaviors such as sitting rather than standing, listening rather than speaking, and speaking slowly can further create an impression that you are focused on the patient, and patients may respond to these behaviors by perceiving that you have spent more time with them than you actually have. These and other useful behaviors are listed in Table 13.

Table 13. Behaviors that improve communication

- Use orienting statements: “First I will ask you some questions, and then I will listen to your heart.”
- Ask patients if they have any concerns that have not been addressed.
- Ask patients to explain their understanding of their medical problems or treatments.
- Encourage patients to ask questions.
- Sit rather than stand.
- Listen rather than speak.

Clinicians often express concern that a patient-centered approach results in a substantial increase in the duration of office visits. Research shows otherwise. In one important study, patients who were allowed to talk without interruption for as long as they liked spoke for an average of only one minute and 40 seconds.⁵⁴ In another study, patients were permitted to voice their initial concerns at the beginning of an office visit, again for as long as they wished without interruption. The mean spontaneous talking time was only 92 seconds, with a median value of 59 seconds.⁵⁵

While patient-centered visits do not take substantially longer than traditional visits, they create an atmosphere in which patients feel that their needs have been met. This aids in the development of an effective patient-clinician alliance, with potential benefits such as increased patient compliance and decreased risk of malpractice suits.

Use plain, nonmedical language

You should always seek to use plain, nonmedical language when speaking to patients. Words that clinicians use in their day-to-day conversations with colleagues may be unfamiliar to the majority of nonmedically trained persons.

A good approach is to explain things to patients in language that you might use when talking to your grandmother. This is sometimes called “living room language,” “the language of the family,” or conversational language. Table 14 gives some examples of plain language alternatives to medical words. Conversational language creates opportunities for dialogue between the clinician and patient, rather than limiting communication to a monologue by the physician.

Table 14. Plain language alternatives to medical terms patients may not understand

Medical term	Translation into plain language
Analgesic	Pain killer
Anti-inflammatory	Lessens swelling and irritation
Benign	Not cancer
Carcinoma	Cancer
Cardiac problem	Heart problem
Cellulitis	Skin infection
Contraception	Birth control
Enlarge	Get bigger
Heart failure	Heart isn't pumping well
Hypertension	High blood pressure
Infertility	Can't get pregnant
Lateral	Outside
Lipids	Fats in the blood
Menopause	Stopping periods, change of life
Menses	Period
Monitor	Keep track of, keep an eye on
Oral	By mouth
Osteoporosis	Soft, breakable bones
Referral	Send you to another doctor
Terminal	Going to die
Toxic	Poisonous

Show or draw pictures to enhance patients' understanding and recall

The saying that “a picture is worth a thousand words” is particularly true when communicating with patients who may have trouble understanding medical concepts delivered in words. It has long been known that visual images are remembered better than letters and words.⁵⁶ That is why we often recall a person's face but not their name, or the picture on a book's cover, but not the name or author of the book.⁵⁷

Research shows that pictures enhance patients' understanding of what they need to do.^{58,59} Pictures are not substitutes, however, for written or verbal communication, as understanding is best when pictures are combined with written or verbal explanations.

Furthermore, the most effective pictures are simple ones. For example, if you are trying to explain that an aortic valve needs to be replaced, the illustration should display a heart, an aorta, and an aortic valve. Additional details, such as coronary arteries and other heart valves, and perhaps all the cardiac chambers, should not be included if they are not relevant to the patient's specific health problem. Inclusion of irrelevant details distracts the patient and diminishes the effectiveness of the picture as a teaching tool.

Limit the amount of information given at each visit—and repeat it

Another key to effective communication is to limit the amount of information provided to patients at each visit. This does not mean you should withhold important information. Rather, it means that you should focus your communication on the one or the few most important things a patient needs to know at the time of the visit. The principle behind this approach is that advice is remembered better, and patients are more likely to act on it, when the advice is given in small pieces and is relevant to the patient's current needs or situation.

For example, at a patient's first visit following a diagnosis of type 2 diabetes, the most important message often is that “the sugar level in your blood is high, and you must start taking medicine to lower the sugar level.” Information about physiology of glucose control, while ultimately important for the patient's ability to self-regulate diabetes control, is not important at the first visit and should not be discussed at that time. Information about potential complications of diabetes might be mentioned, but is not the main focus of the visit. The focus of the first visit is the initiation of treatment.

After discussing the key information with a patient, this information should be reviewed and repeated, because repetition is the key to learning and memory. Ideally, the information will be reviewed and repeated by multiple members of the health care team—perhaps by a physician, nurse, pharmacist, dietician, and others.

Repetition can be achieved even after the patient's visit through handouts to reinforce the information provided in person. Consider reading handouts to patients to emphasize the importance of the information. If the handout is too long to read out loud, it may be too complex and consideration should be given to developing and using simpler handouts. Preparation of "patient-friendly" handouts will be discussed in the next section of this manual.

Some experts suggest calling patients several days after delivering important information to further reinforce learning.⁶⁰ While not routinely necessary, such phone calls can be helpful for reinforcing particularly important information. When making this call, try to avoid making it seem that you are calling only to repeat the instructions or to check up on the patient. Rather, make it clear that you want to help by stating, "I just wanted to be sure that everything I told you was clear," and "to find out how are you doing with the treatments I recommended...."

Use the "teach-back" technique

The "teach-back" technique is an effective method for ensuring that patients understand what you have told them (Table 15). It involves asking patients to explain or demonstrate what they have been told. For example, you can say, "I want you to explain to me how you will take your medication, so I can be sure I have explained everything correctly," or "Please show me how you will use the asthma inhaler, so I can be sure I have given you clear instructions," or "When you get home your spouse will ask you what the doctor said—what will you tell your spouse?"

Table 15. The teach-back technique

- Do not ask a patient, "Do you understand?"
 - Instead, ask patients to explain or demonstrate how they will undertake a recommended treatment or intervention.
 - If the patient does not explain correctly, assume that *you* have not provided adequate teaching. Re-teach the information using alternate approaches.
-

In using the teach-back technique, clinicians take responsibility for adequate teaching. If patients cannot explain or demonstrate what they should do, clinicians must assume that they did not provide patients with an adequate explanation or understandable instructions. The result should be new efforts to ensure that patients learn what they need to know. And, of course, it is important not to appear rushed, annoyed, or bored during these efforts—your affect must agree with your words.

Research indicates that the teach-back technique is effective, not just for improving patients' understanding, but also for improving outcomes. For example, patients with diabetes whose physicians assess patient's comprehension and recall with the teach-back technique have significantly better diabetes control than patients whose physicians do not use the technique.⁶¹

The teach-back technique should replace the more common practice of simply asking a patient, "Do you understand what I have told you?" Experience shows that patients often answer "yes" to such questions, even when they understand nothing.

Create a shame-free environment:

Encourage questions

To foster effective communication with patients, it is essential to create a shame-free environment in which patients feel comfortable asking questions about what they do not understand. Without such an environment, many patients, even those with well-developed literacy skills, may feign understanding material to avoid seeming “stupid” or annoying to the clinician.

One simple strategy to encourage questions is to let patients know that “many people have difficulty reading and understanding the medical information I give them, so please feel comfortable asking questions if there’s something you don’t understand.” Make certain to follow up on this by answering any questions your patient may have.

Another strategy is to ask patients during the visit if they would like a family member or friend to be with them during discussions about diagnoses and options for treatment. Research shows that patients with limited health literacy often seek the assistance of family or friends after visits with clinicians in interpreting what their clinicians told them.⁶² By offering this opportunity in a routine, nonjudgmental way, patients will feel comfortable bringing others into the examination room.

Ask-Me-3

The Ask-Me-3 program is a more formal, but potentially effective approach to encouraging questions.⁶³ Sponsored by the Partnership for Clear Health Communication, a large consortium of professional organizations that includes the AMA Foundation, Ask-Me-3 encourages patients to ask, and physicians to answer, three basic questions during every medical encounter. The questions are shown in Table 16.

The Ask-Me-3 questions serve as an activation tool that encourages patients to ask questions. Patients are made aware of the program through posters and brochures displayed in the office. Evidence shows that even long after Ask-Me-3 is implemented in a practice, many patients continue to ask the questions and find them a useful framework for engaging in conversation with their clinician.⁶⁴

Table 16. The Ask-Me-3 questions

- What is my main problem?
 - What do I need to do (about the problem)?
 - Why is it important for me to do this?
-

Creating and using patient-friendly written materials

Written consent forms and patient education handouts

The readability of consent forms and patient education handouts has received more attention than perhaps any other health literacy issue. Countless studies in a variety of health care settings have shown that there is a mismatch between patients' reading skills and the reading skills needed to comprehend the consent forms and handouts they are given.^{65,66,67,68,69,70} More recent studies reveal that patient education materials on the Internet are also too difficult for the average reader.^{71,72,73} Indeed, most written materials intended for patients are written at a difficulty level that exceeds the reading skills of average Americans.

Medical practices should ensure that the reading difficulty level of their patient materials matches the reading skills of the patients. Clinicians can use a variety of approaches to reach this goal. One approach is to develop practice-specific written materials; the principles for doing this are discussed below and shown in Table 17. Alternatively, clinicians can purchase materials that have already been developed on the basis of these principles; such reader-friendly written materials may be found through the list of useful resources at the end of this manual.

Whatever written materials are used, their effectiveness may be increased if the clinician or staff reads them aloud and highlights, underlines, circles, or numbers key points for the patient to remember. Drawing supplemental pictures and writing out steps and directions for individual patients can also be helpful.

Principles for creating patient-friendly written materials

Written materials that are easy for patients to read and understand are beneficial to all patients. Indeed, evidence indicates that *all patients*—not just those with limited literacy skills—prefer easy-to-read materials to more complex or comprehensive materials.

The basic principles (Table 17) for creating patient-friendly written materials involve attention to (a) the depth and detail of the content, (b) the complexity of the text itself, (c) the format in which the material is prepared, and (d) user testing. The practical application of these principles is reviewed in the following paragraphs. Readers who desire more detailed information on creating easy-to-read written materials for patients can consult standard textbooks^{74,75,76} on creating effective patient education information, or attend seminars or workshops offered by experts in the field (see “Useful resources” at the end of this manual).

Table 17. Formatting checklist for easy-to-read written materials

General content

- Limit content to one or two key objectives. Don't provide too much information or try to cover everything at once.
- Limit content to what patients really need to know. Avoid information overload.
- Use only words that are well known to individuals without medical training.
- Make certain content is appropriate for age and culture of the target audience.

Text construction

- Write at or below the 6th-grade level.
- Use one- or two-syllable words.
- Use short paragraphs.
- Use active voice.
- Avoid all but the most simple tables and graphs. Clear explanations (legends) should be placed adjacent to the table or graph, and also in the text.

Fonts and typestyle

- Use large font (minimum 12 point) with serifs. (Serif text has the little horizontal lines that you see in this text at the bottoms of letters like f, x, n, and others. This text, on the other hand, is non-serif.)
- Don't use more than two or three font styles on a page. Consistency in appearance is important.
- Use upper- and lower-case text. ALL UPPER-CASE TEXT IS HARD TO READ.

Layout

- Ensure a good amount of empty space on the page. Don't clutter the page with text or pictures.
 - Use headings and subheadings to separate blocks of text.
 - Bulleted lists are preferable to blocks of text in paragraphs.
 - Illustrations are useful if they depict common, easy-to-recognize objects. Images of people, places, and things should be age appropriate and culturally appropriate to the target audience. Avoid complex anatomical diagrams.
-

Depth and detail of the message

Effective patient education materials focus on instructions for key behaviors that the patient must put into action—not lengthy and unnecessary background information about physiology and pathology. Many patient education brochures are ineffective because they begin with a review of anatomy and physiology or discuss the cause of a disease, rather than beginning with clear statements about what a patient needs to do. Examples of appropriate and inappropriate detail for patient education handouts are shown in Figures 8A and 8B.

Note that the more reader-friendly text in Figure 8B is not an example of “dumbing down” the information. Rather, it is an example of effective application of the principles for creating written patient education materials in a form that *all* patients prefer; i.e., a focus on what the patient needs to know and put into action, while avoiding medical terminology and unnecessary background information.

Figure 8A. Inappropriate detail and prioritization of information in a patient education handout

Streptococcal pharyngitis (strep throat)

Your doctor has diagnosed you as having streptococcal pharyngitis, or “strep throat.” Strep throat is caused by Group A beta hemolytic streptococcus, a common bacteria in the nose and throat that can cause sore throats (pharyngitis) and skin infections. Symptoms of strep throat include pain and redness in the throat, difficulty swallowing, fever, and swollen glands in the neck. Sometimes there is a rash going along with the sore throat, in which case patients are said to have “scarlet fever.” Strep throat occurs most commonly in children.

The symptoms of strep throat go away by themselves, even without treatment. Without treatment, however, a small percentage of patients with strep throat will develop rheumatic fever, a serious disease of the heart and heart valves. When patients get rheumatic fever, heart valves may be damaged, and in the future, the patient may need open heart surgery to replace a heart valve. Although rheumatic fever is uncommon, in recent years there have been more cases reported.

The treatment for strep throat involves taking penicillin, an antibiotic that kills the streptococcus bacteria. The reason for treating strep throat is not to make the sore throat get better quicker. Rather, the reason for treating the strep throat is to prevent the development of rheumatic fever. Treatment with penicillin for 10 days almost always prevents rheumatic fever. It is important that you take the penicillin for the full 10 days, even if you are feeling better before the medicine is used up. That’s because taking the penicillin for less than 10 days may not protect you against rheumatic fever. Patients allergic to penicillin can take one of several other medications.

(274 words; 10th-grade reading level)

Figure 8B. More appropriate detail and prioritization of information in a patient education handout

Treating strep throat

- Take your pills 2 times each day (once in the morning and once in the evening).
- Take the medicine every day for 10 days—even if you feel better before then.
- Stopping the pills before 10 days can result in serious heart problems.

(43 words; 6th-grade reading level)

Complexity of text

Written materials should ideally be created for readability at the 5th- or 6th-grade level, thus ensuring readability by the majority of adults. The reading level should be even lower—ideally at the 3rd- to 5th-grade levels—for practices with a high percentage of patients at risk for limited literacy. The average reading skill of American adults is about the 8th-grade level, while the average reading skill of Medicaid enrollees is at the 5th-grade level.

Text written at the 5th- or 6th-grade level typically is constructed of short words, all or most of which are one or two syllables long. Sentences should be as short as possible, and complex or multi-part sentences should be avoided. Paragraphs should contain no more than two or three sentences. Many health care professionals find it difficult to construct text at such a basic level, but as shown in the example in Figure 8B, it is possible to do so.

Most word processing programs on personal computers contain grammar-checking programs that include a tool for measuring readability. A widely used tool is the Flesch-Kincaid readability score, which is integrated into the grammar checker of Microsoft Word. The Flesch-Kincaid tool measures readability as a grade-equivalent reading level and is a useful guide for measuring complexity of text. However, two caveats must be considered:

First, the Flesch-Kincaid score is based on physical characteristics of the text. Specifically, the score is primarily based on word length (i.e., the number of characters between spaces) and sentence length (i.e., the number of words between periods). Thus, the Flesch-Kincaid tool will compute a reading level even for nonsensical text such as “Xxx xxxxx x xxxxx. Xxx xxxx xxxx xxxxxxxx xxx xxxxxx.” Furthermore, the program counts *anything* before a period as a sentence, thus skewing results if one is not careful. “Dr.” is counted as one short sentence and “i.e.” as two.

Second, the readability score does not consider content or vocabulary. An individual with medical training may easily understand medical text written at a certain grade level, but that same text may be incomprehensible to someone with similar reading skills but no medical training.

To ensure that the content of written materials is understandable, the text must use words that are well known to readers. Authors should avoid technical words or jargon, and define medical words when they are essential. Table 14, which was discussed earlier, presents some common medical terms and jargon, along with suggestions for “plain language” alternatives. Additional examples are shown in Table 18. While most of the suggested alternate wording seems obvious, clinicians regularly use medical terms in conversations with patients.

Table 18. More examples of common medical terms and jargon and suggestions for alternate wording

Medical terms or jargon	Alternate wording
Cardiologist	Heart doctor
Catheterize bladder	Put in a tube where your urine comes out
Chemotherapy	Drugs to treat cancer
Echocardiogram	Pictures of your heart
Fractured femur	Broken hip/leg
GI specialist	Stomach doctor
Malignancy	Cancer
Metastatic	Cancer has spread
Noninvasive	Without surgery or needles or cutting skin
Pulmonary embolism	Blood clot in your lung
Radiology department	X-ray department
Tap your knee	Put a needle in your knee and remove fluid

Format

Format is one of the most critical characteristics of reader-friendly patient education materials. Written material is difficult to read when it contains text that is dense, written in a small print, or presented in long uninterrupted paragraphs. Material is easier to read when text is in larger print and interspersed with blank space. Readability is further enhanced when information is presented or supplemented with bulleted lists and clear illustrations. Table 17 presents a checklist of important formatting options that should be considered when creating written information for patients. The examples in Figures 8A and 8B also give a sense of what constitutes good and bad formatting.

User testing

After creating written material for patients according to the guidelines in Table 17, it is useful to have the materials reviewed by patients—ideally patients with limited literacy skills—to ensure that what you have prepared can be understood.

The user testing process is more than simply asking patients “Do you like it?” or “Does it make sense?” Rather, it involves asking patients, “From this, can you tell me what you are supposed to do?” and “What does this word/phrase mean to you?” and then revising the text, as needed, to adopt the patient’s language. Modifications should be made in response to reviewer feedback before the written material is put to use.

Nonwritten patient education materials

While a great deal of attention focuses on written materials suitable for low literacy audiences, *nonwritten* materials can also be effective patient education tools. These nonwritten materials include graphic illustrations, such as pictures, pictographs, and models, along with audiotapes, videotapes, and various forms of computer-assisted learning applications (Table 19). Increasing research exists to support the effectiveness of these nonwritten modalities, and in many cases they are superior to written materials for patients with limited literacy.

Graphic illustrations (pictures, pictographs, models)

Research has shown that using pictures, including cartoons or pictographs with verbal explanations and use of models, can greatly increase patient understanding and retention of information.⁵⁸ In one study, mean correct recall of information was 85% with pictographs and 14% without.⁷⁷ Another study found that patients receiving wound care instructions with cartoons were able to answer questions correctly 46% of the time three days later, compared to only 6% of patients who received only written instructions.⁷⁸

Table 19. Alternatives to written handouts for patient education handouts

- Graphic illustrations
 - Pictures
 - Pictographs
 - Models
 - Audiotapes and compact discs
 - Videotapes
 - Information-only computer modalities
 - CD-ROM
 - Downloadable Internet sites
 - Interactive computer modalities
 - Interactive CD-ROM
 - Interactive Internet sites
-

Audiotapes and compact discs

Most patients own an audiocassette or a compact disc (CD) player. Providing patients with audiocassettes or CDs is often an easy way to repeat and reinforce health care messages given during office visits. For example, patients who have just been diagnosed with a disease or who are embarking on a new treatment can be given an audiotape/CD that provides a brief summary of their disease or treatment.

Audiotapes/CDs should be no more than a few minutes long. They can be recorded by individual clinicians or purchased from companies that prepare such recordings. If prepared by the clinician, it is essential that the recording use plain language and focus on only one or two key topics. What the patient needs to know to execute the clinician's recommendations should be emphasized.

Videotapes

A quick search on the Internet reveals hundreds, perhaps thousands, of patient education videotapes available from commercial and noncommercial sources. Many professional organizations have created educational materials pertinent to specific diseases and treatments, and pharmaceutical companies have prepared patient education videotapes about their key products; many educational videotapes are available at no charge to patients.

Patient education through videotapes is effective. As just one example, a controlled trial of adults in primary care clinics showed that providing education about colon cancer screening via videotape resulted in a doubling of the percentage of patients who followed through in obtaining fecal occult blood testing and/or endoscopic screening.⁷⁹ Another study demonstrated that education with videotapes enhanced women's confidence in performing breast self-examination, and increased the frequency at which they performed the examinations.⁸⁰ While it is beyond the scope of this manual to review the quality of the thousands of other available videotapes, many are worth exploring.

Computer-assisted education

Computer-assisted education is available to teach patients about the prevention and treatment of numerous common (and uncommon) diseases. In comparison to audiotapes, CDs, and videotapes, computer-assisted education offers the advantage of being interactive and, therefore, more engaging to patients. Studies have shown that these computer-assisted modalities are effective in helping patients acquire and act on important medical information.^{81,82,83,84} While some computer-assisted education takes place via digital video discs (DVDs) and CD-ROMs that patients can use in home computers, computer-assisted education increasingly takes place via the Internet, to which patients can gain access from almost anywhere.

Notably, many of these computer-based modalities have been used successfully by patients who have little or no prior experience using computers, and also with patients who have limited literacy skills. The finding that such individuals can use computers successfully for health education is important, because the NAAL found that adults with below basic and basic health literacy skills (who often come from lower socioeconomic groups) tended not to obtain health information from computer-based sources, a manifestation of the so-called "digital divide." The NAAL was conducted in 2003, however, shortly after the beginning of major efforts to narrow that digital divide. Studies indicate that more and more low income individuals are using computers, often in libraries rather than at home, and computer use by these individuals is expected to increase substantially in the next decade.⁸⁵ Thus, the finding that computer-based technologies can be used successfully by individuals with low literacy has important implications for how we educate these individuals about their health.

One example of how computer-based technology can be used for patient education of individuals with low literacy is a CD-ROM program that was designed help patients with prostate cancer decide on the preferred treatment for their disease.⁸⁶ When the program was tested with a group of patients who had limited literacy skills, more than two-thirds of the patients were able to select a treatment for their cancer. The remaining third included patients with the most limited literacy skills, and there was some question about how effectively use of the CD-ROM improved knowledge for those patients. The findings of this study point out that interactive computer-based education can be effective for many patients with limited literacy. The study also makes it clear that computer-based education is not a panacea for all patients. Information still needs to be presented in a simple, straightforward fashion, and the computer should not be expected to replace person-to-person communication.

Another advantage of computer-assisted education is that it sometimes can be tailored to match the user's needs, characteristics, and preferences. Depending on the sophistication of the computer equipment being used, these matches can be quite specific, even to the point of varying the age, skin color, and gender of the individuals whose images are displayed in the electronic presentation. Such tailored messages appear to be more effective than "static" or one-size-fits-all presentations.⁸⁷

Numerous professional medical associations have Web sites for patients. These include Web sites from the American Academy of Family Physicians (www.familydoctor.org), the American Academy of Pediatrics (www.aap.org/parents.html), the American Medical Association (www.medem.com), and many others too numerous to list. Unfortunately, not all patient education Web sites present material in a format or reading level that is suitable for individuals with limited skills;^{71,72,73} therefore, clinicians should be careful about which Web sites they recommend to patients.

When working with any patient, the role of communication is to ensure that the patient provides you with the information you need to formulate a treatment plan, and that the patient has all the information needed to execute this treatment plan. The latter information falls into five main categories, each of which is listed in Table 20. If your patients can answer all these questions when they leave your office, you have done a good job.

As we have discussed in this manual, the patient's limited literacy and the clinician's communication skills are both important factors in health literacy. By being aware of this and applying principles of good communication, clinicians can be a "good doctor" to all their patients. After all, as stated by an adult with limited literacy skills:

A good doctor is not too busy to help, doesn't use big words, sits down and listens, asks how you are doing today and what your problem is. The doctor asks how you want to be addressed, and doesn't read the chart in front of you (if he does, it shows he hasn't prepared for your visit, which is rude and demeaning). Good doctors tell you things in plain English and break them down into what's really important. If you don't understand what the doctor says, you are comfortable asking him to repeat the explanation. When the doctor repeats and you still don't understand, the doctor goes out of his way to make sure you do.

Table 20. Checklist for patient understanding

At the end of each office visit, a patient should be able to answer the following questions.

- What is my main problem?
 - What do I need to do (about the problem)?
 - Why is it important for me to do this?
 - Where do I go for tests, medicine, and appointments?
 - How should I take my medicine?
 - When do I take it?
 - What will it do?
 - How do I know if it is working?
 - Whom and when do I call if I have questions?
 - Other instructions
 - What to do?
 - How to do it?
 - When to do it?
 - Next steps
 - When do I need to be seen again?
 - Do I have another appointment? If so, what is the date and time of the appointment?
 - Are there phone numbers to call?
- } The Ask-Me-3 questions
-

This section offers a series of study questions based on the vignettes on the accompanying instructional video.

Case 1. Mr. Day

Patient who misunderstands the term “hypertension”



Mr. Day clearly misunderstands the meaning of the word “hypertension,” believing it refers to a state of behavioral

hyperactivity rather than to a blood pressure problem. His physician takes responsibility for this misunderstanding, and explains the meaning of hypertension to the patient.

Issues for discussion

1. How could you explain the meaning of “hypertension” to Mr. Day in easy-to-understand language? How could you make certain he understands the meaning?
2. What other common diagnoses or medical terms could easily be misunderstood by patients?
3. What did Mr. Day’s physician achieve by accepting responsibility for the patient’s misunderstanding?

Case 2. Mrs. Cordell-Seiple

Patient who discusses her hysterectomy



Mrs. Cordell-Seiple tells about her experience signing a surgical consent form without reading it and then undergoing

surgery—only to find out after the surgery that she has had a hysterectomy. Dr. Williams points out that when patients sign consent forms they don’t understand, and then undergo procedures that result in adverse outcomes, there is potential for medicolegal liability.

Issues for discussion

1. Is it reasonable to assume that when patients sign consent forms, they have read and understood them? Why or why not?
2. What could Mrs. Cordell-Seiple’s physician have done to ensure that she understood her treatment?
3. If you were the patient’s malpractice attorney, what arguments would you make in developing a case against the patient’s surgeon and the hospital?

Case 3. Mr. Bell

Patient who hides his illiteracy



Mr. Bell speaks about his fears of having others find out he is illiterate, his anger, and his tendency to blame others for not

respecting him. He sometimes walks out of the doctor's office to hide the fact that he cannot read.

Issues for discussion

1. If you had not heard Mr. Bell's story, would you have considered him a "difficult" patient?
2. Do you see patients like Mr. Bell in your practice? How do you and your staff respond to them?
3. How could you change your office practices to support patients like Mr. Bell and help diffuse their anger and frustration?

Case 4. Mrs. Grigar

Patient who is unable to fill out a satisfaction questionnaire



Dr. Alvarez has a discussion with Mrs. Grigar about how she was unable to fill out the satisfaction questionnaire. Some

patients may be able to fill out these forms, but may do so incorrectly or incompletely.

Issues for discussion

1. What might you see on a registration form or health questionnaire when a patient with limited literacy skills fills it out?
2. Have you ever seen forms in your practice that were filled out in this way?
3. If you received a form completed in a way that suggests the patient has limited literacy skills, would you discuss it with the patient?
4. If so, how would you open the discussion with the patient?

Case 5. Mrs. Tilsley

Discussion of the brown bag medication review



In a “brown bag medication review,” the clinician asks the patient to take each pill bottle and explain the name of the pill, its

purpose, and how it should be taken.

Issues for discussion

1. What responses, besides those noted, would you expect when conducting a brown bag medication review with a patient who has limited literacy or health literacy?
2. How can you help your patients keep track of their medications and use them correctly?
3. How much time do you think a brown bag medication review might take? Do you think this is a feasible amount of time for you to spend? What benefits might accrue to you or the patient from spending this time?

Case 6. Dr. Alvarez and Mr. and Mrs. Grigar

Explanation of arthritis



Dr. Alvarez avoids medical terminology when he describes osteoarthritis to Mrs. Grigar and her husband. Instead, he

uses the analogy of a creaky door hinge to illustrate the pathophysiology of arthritis.

Issues for discussion

1. How might you explain to a patient, using no medical terms, the cause and treatment of the following medical conditions and their treatments?
 - Aortic stenosis
 - Pancreatitis
 - Duodenal ulcer caused by *Helicobacter pylori*
 - Epilepsy
2. How might you explain to a patient, using no medical terms, the following procedures?
 - First pelvic examination on a teenager
 - Coronary angioplasty and placement of an intra-coronary stent
 - Placement of tympanostomy tubes
 - Lumbar puncture
 - Total knee replacement
3. What pictures or models might aid in the aforementioned explanations?

Useful resources

General reviews about health literacy

- Committee on Health Literacy, Institute of Medicine, Nielsen-Bohlman LN, Panzer AM, Kindig DA, Eds. *Health Literacy: A Prescription to End Confusion*. Washington, DC: The National Academies Press; 2004.
- Schwartzberg JG, VanGeest, JB, Wang CC, eds. *Understanding Health Literacy: Implications for Medicine and Public Health*. Chicago, IL: American Medical Association Press; 2005.

Guides to teaching and writing for patients who have limited literacy skills

- Doak CC, Doak LG, Root JH. *Teaching Patients with Low Literacy Skills*. 2nd ed. Philadelphia: JB Lippincott Company; 1996.
- McGee J. *Writing and Designing Print Materials for Beneficiaries: A Guide for State Medicaid Agencies*. Centers for Medicare & Medicaid Services; 1999. Order from: www.talkingquality.gov/docs/section3/3_5order.htm.
- National Cancer Institute. *Clear and Simple: Developing Effective Print Materials for Low-Literacy Readers*; 2003. www.cancer.gov/cancerinformation/clearandsimple.
- National Literacy and Health Program. *Easy Does It. Plain Language and Clear Verbal Communication*. Ottawa: Canadian Public Health Association; 1998.
- Osborne H. *Health Literacy from A to Z: Practical Ways to Communicate Your Health Message*. Sudbury, MA: Jones & Bartlett; 2005.

Sources for easy-to-read patient education materials

- LINCS Health & Literacy Special Collection. Boston: World Literacy; 2006. <http://healthliteracy.worlded.org/index.htm>

Educational programs, workshops, and institutes

- Cancer, Culture, and Literacy Institute
H Lee Moffitt Cancer Center, Tampa, Florida
www.moffitt.usf.edu/promotions/cclinstitute/index.htm
- Health Literacy Institute
University of New England, Biddeford, Maine
www.HealthLiteracyInstitute.net
- Clear Language Group
www.clearlanguagegroup.com

Organization Web sites

- AMA Foundation Health Literacy
www.amafoundation.org/go/healthliteracy
- National Institute for Literacy
www.nifl.gov
- Partnership for Clear Health Communication: Ask-Me-3
www.askme3.org
- Pfizer Health Literacy Initiative
www.pfizerhealthliteracy.com
- Reach Out and Read
www.reachoutandread.org

Instructions

The educational program *Help patients understand* (including the video, the manual, and the case discussions at the end of the manual) contains the correct answers for the following 10 questions. Record your answer(s) to each question on the CME answer sheet provided.

Please return the form to:

Division of Continuing Medical Education
American Medical Association
515 N. State St.
Chicago, IL 60610
Fax: (312) 464-4567

A certificate documenting your participation in the CME activity will be forwarded to you upon successful achievement of a score of 70%.

The American Medical Association designates this educational activity for a maximum of 2.5 AMA PRA Category 1 Credits™. Physicians should only claim credit commensurate with the extent of their participation in the activity.

CME questions

1. According to the 2003 National Assessment of Adult Literacy, about what percentage of adult Americans have limited health literacy skills? (Select one correct answer)
 - a) 10-19%
 - b) 20-29%
 - c) 30-39%
 - d) 40-50%
2. Literacy is a stronger correlate of self-reported health status than educational level and other sociodemographic variables. (Select one correct answer)
 - a) True
 - b) False
3. Patients who experience difficulty reading, understanding, and acting on health care information may cope in which of the following ways? (Select all answers that are correct)
 - a) Bringing someone who can read with them to their physician appointment
 - b) Watching and copying others' actions
 - c) Asking help from the medical staff and/or other patients
 - d) Telling you they can't read a form because they forgot their eyeglasses
4. According to results of previous studies, what percentage of patients do not understand directions to take medicine on an empty stomach? (Select one correct answer)
 - a) 12%
 - b) 24%
 - c) 31%
 - d) 42%

5. Low literacy is associated with which of the following? (Select all answers that are correct)
- a) Higher health care costs
 - b) Poorer health status
 - c) Higher probabilities of hospitalization
 - d) Less health knowledge
6. Consent form for surgery and living will forms are typically written at which of the following reading levels? (Select one correct answer)
- a) Below the reading level of the average American adult
 - b) At the reading level of the average American adult
 - c) Above the reading level of the average American adult
7. Which of the following strategies might be useful when communicating with patients who have limited health literacy skills? (Select all answers that are correct)
- a) Present only a few key points about what a patient needs to do
 - b) Confirm patients' understanding by having them repeat back a summary of what you said
 - c) Use written materials that contain pictures illustrating important points
 - d) Be sure that patients have reviewed written instructions and they tell you they understood them
8. Patients with low health literacy may have difficulty with which of the following? (Select all answers that are correct)
- a) Understanding medication directions
 - b) Completion of medical forms
 - c) Self-management of chronic conditions
 - d) Understanding consent forms
9. An individual who is able to read and understand materials with familiar content will generally be able to read and comprehend materials written at the same level of complexity, even if the vocabulary and concepts are unfamiliar. (Select one correct answer)
- a) True
 - b) False
10. Most of the adults in the US with limited health literacy are white native-born Americans. (Select one correct answer)
- a) True
 - b) False

Please return the form to:
Division of Continuing Medical Education
American Medical Association
515 N. State St.
Chicago, IL 60610
Fax: (312) 464-4567

Exam response

Circle your response(s)

- | | | | | |
|-------|---|---|---|---|
| Q 1. | a | b | c | d |
| Q 2. | a | b | | |
| Q 3. | a | b | c | d |
| Q 4. | a | b | c | d |
| Q 5. | a | b | c | d |
| Q 6. | a | b | c | |
| Q 7. | a | b | c | d |
| Q 8. | a | b | c | d |
| Q 9. | a | b | | |
| Q 10. | a | b | | |

What change(s) do you plan to make in your practice as a result of studying the materials in the Health Literacy educational program?

Comments: _____

Please print and include all information requested:

Name _____

Address _____

City _____

State/ZIP _____

Phone _____

Fax _____

Medical school _____

Year of graduation _____

ME#* _____

Signature _____

*The medical education (ME) number is an 11-digit number assigned to every physician in the US by the AMA. It is found on your AMA membership card, the mailing labels of your *JAMA*, *American Medical News*, or *Archives* specialty journals, or you can obtain your ME# by calling the AMA at (800) 262-3211.

Did you perceive commercial bias during this activity?

Yes No

If yes, please specify: _____

(Continued on following page...)

Program evaluation

Please rate how this activity helped you to do the following:

	Strongly agree	Agree	Neutral	Disagree	Strongly disagree
Defined the scope of the health literacy problem	<input type="checkbox"/>	<input type="checkbox"/>	<input type="checkbox"/>	<input type="checkbox"/>	<input type="checkbox"/>
Enabled me to recognize health system barriers faced by patients with low literacy	<input type="checkbox"/>	<input type="checkbox"/>	<input type="checkbox"/>	<input type="checkbox"/>	<input type="checkbox"/>
Enabled me to implement improved methods of verbal and written communication	<input type="checkbox"/>	<input type="checkbox"/>	<input type="checkbox"/>	<input type="checkbox"/>	<input type="checkbox"/>
Provided me with practical strategies for creating a shame-free environment	<input type="checkbox"/>	<input type="checkbox"/>	<input type="checkbox"/>	<input type="checkbox"/>	<input type="checkbox"/>

	Excellent	Above	Good	Below	Poor
Overall quality of the material	5	4	3	2	1
Content of the program	5	4	3	2	1
Usefulness in my practice	5	4	3	2	1
Would recommend it to my peers	5	4	3	2	1
Would recommend it to my office staff	5	4	3	2	1
Would recommend the CME program to my peers	5	4	3	2	1

1. Committee on Health Literacy, Institute of Medicine, Nielsen-Bohlman LN, Panzer AM, Kindig DA, eds. *Health Literacy: A Prescription to End Confusion*. Washington DC: The National Academies Press; 2004.
2. Kutner M, Greenberg E, Jin Y, Paulsen C. The Health Literacy of America's Adults: Results from the 2003 National Assessment of Adult Literacy. US Department of Education. National Center for Education Statistics (NCES) Publication No. 2006-483; September 2006.
3. Gausman Benson J, Forman WB. Comprehension of written health care information in an affluent geriatric retirement community: use of the test of functional health literacy. *Gerontology*. 2002;48:93-97.
4. Morris B. Overcoming dyslexia. *Fortune*. May 13, 2002:55-70.
5. Davis TC, Dolan NC, Ferreira MR, Tomori C, Green KW, Sipler AM, Bennett CL. The role of inadequate health literacy skills in colorectal cancer screening. *Cancer Invest*. 2001;19:193-200.
6. Davis TC, Arnold C, Berkel HJ, Nandy I, Jackson RH, Glass J. Knowledge and attitude on screening mammography among low-literate, low-income women. *Cancer*. 1996;78:1912-1920.
7. Williams MV, Baker DW, Parker RM, Nurss JR. Relationship of functional health literacy to patients' knowledge of their chronic disease: a study of patients with hypertension or diabetes. *Arch Intern Med*. 1998;158:166-172.
8. Williams MV, Baker DW, Honig EG, Lee TM, Nowlan A. Inadequate literacy is a barrier to asthma knowledge and self-care. *Chest*. 1998;114:1008-1015.
9. Baker DW, Parker RM, Williams MV, et al. The health care experience of patients with low literacy. *Arch Fam Med*. 1996; 5:329-334.
10. Williams MV, Parker RM, Baker DW, et al. Inadequate functional health literacy among patients at two public hospitals. *JAMA*. 1995;274:1677-1682.
11. *Fact Sheet: Health literacy and understanding medical information*. Lawrenceville, NJ: Center for Health Care Strategies; 2002.
12. Wolf MS, Davis TC, Tilson HH, Bass PF III, Parker RM. Misunderstanding of prescription drug warning labels among patients with low literacy. *Am J Health Syst Pharm*. 2006; 63:1048-1055.
13. Davis TC, Arnold C, Berkel H, et al. Informed consent for clinical trials: a comparative study of standard versus simplified forms. *J Natl Cancer Inst*. 1998;93:668-674.
14. Davis TC, Fredrickson DD, Potter L, Brouillette R, Bocchini AC, Williams MV, Parker RM. Patient understanding and use of oral contraceptive pills in a southern public health family planning clinic. *South Med J*. 2006;99:713-718.
15. Weiss BD, Hart G, McGee D, D'Estelle S. Health status of illiterate adults: relation between literacy and health status among persons with low literacy skills. *J Am Board Fam Pract*. 1992;5:257-264.
16. Baker D, Parker R, Williams MV, Clark WS, Nurss J. The relationship of patient reading ability to self-reported health and use of health services. *Am J Public Health*. 1997;87:1027-1030.
17. Sudore RL, Yaffe K, Satterfield S, Harris TB, et al. Limited literacy and mortality in the elderly: the health, aging, and body composition study. *J Gen Intern Med*. 2006;21:806-812.
18. Davis TC, Byrd RS, Arnold CL, Auinger P, Bocchini JA Jr. Low literacy and violence among adolescents in a summer sports program. *J Adolesc Health*. 1999;24:403-411.
19. Arnold CL, Davis TC, Berkel HJ, Jackson RH, Nandy I, London S. Smoking status, reading level, and knowledge of tobacco effects among low-income pregnant women. *Prev Med*. 2001;32:313-320.
20. Sudore RL, Mehta KM, Simonsick EM et al, for the Health, Aging and Body Composition Study. Limited literacy in older people and disparities in health and healthcare access. *J Am Geriatr Soc*. 2006;54:770-776.
21. Baker DW, Gazmararian JA, Williams MV, et al. Functional health literacy and the risk of hospital admission among Medicare managed care enrollees. *Am J Public Health*. 2002;92:1278-1283.
22. Schillinger D, Grumbach K, Piette J, et al. Association of health literacy with diabetes outcomes. *JAMA*. 2002;288:475-482.

23. Schillinger D, Barton LR, Karter AJ, Wang F, Adler N. Does literacy mediate the relationship between education and health outcomes? a study of a low-income population with diabetes. *Public Health Rep.* 2006;121:245-254.
24. Morris NS, Maclean CD, Littenberg B. Literacy and health outcomes: a cross-sectional study in 1002 adults with diabetes. *BMC Fam Pract.* 2006;7:49.
25. Weiss BD, Palmer R. Relationship between health care costs and very low literacy skills in a medically needy and indigent Medicaid population. *J Am Board Fam Pract.* 2004;17:44-47.
26. Howard DH, Gazmararian J, Parker RM. The impact of low health literacy on the medical costs of Medicare managed care enrollees. *Am J Med.* 2005;118:371-377.
27. Friedland RB. *Understanding Health Literacy: New Estimates of the Costs of Inadequate Health Literacy.* Washington, DC: National Academy on an Aging Society; 1998.
28. *Fact sheet: Low health literacy skills increase annual health care expenditures by \$73 billion.* Lawrenceville, NJ: Center for Health Care Strategies; 1998.
29. Patients and family education. In: *Accreditation Manual for Hospitals.* Chicago: Joint Commission on Accreditation of Healthcare Organizations; 1996.
30. *NCQA Reviewer Guidelines for the Accreditation of Managed Care Organizations.* Washington, DC: National Committee for Quality Assurance; 1995.
31. "What Did the Doctor Say?": Improving Health Literacy to Protect Patient Safety. Joint Commission on Accreditation of Healthcare Organizations. www.jointcommission.org/PublicPolicy/health_literacy.htm. 2007.
32. Tashman v. Gibbs. 263 Va. 65; 546 S.E. 2d 772; 2002 Va. LEXIS 20.
33. Newell v. Trident Medical Center. 359 S.C. 4; 597 S.E. 2d 776; 2004 S.C. LEXIS 108.
34. Guido v. Murray. 1985 Ohio App. LEXIS 6051.
35. Parikh NS, Parker RM, Nurss JR, Baker DW, Williams MV. Shame and health literacy: the unspoken connection. *Patient Educ Couns.* 1996;27:33-39.
36. Chew LD, Bradley KA, Boyko EJ. Brief questions to identify patients with inadequate health literacy. *Fam Med.* 2004;36:588-594.
37. Morris NS, MacLean CD, Chew LD, Littenberg B. The Single Item Literacy Screener: evaluation of a brief instrument to identify limited reading ability. *BMC Fam Pract.* 2006;7:21.
38. Wallace LS, Rogers ES, Roskos SE, Holiday DB, Weiss BD. Screening items to identify patients with limited health literacy skills. *J Gen Intern Med.* 2006;21:874-877.
39. Weiss BD, Mays MZ, Martz W, Merriam Castro K, DeWalt D, Pignone M, Mockbee J, Hale FA. Quick assessment of literacy in primary care: The Newest Vital Sign. *Annals of Family Medicine.* 2005;3:514-522.
40. Davis TC, Long S, Jackson R, et al. Rapid estimate of adult literacy in medicine: a shortened screening instrument. *Fam Med.* 1993;25:391-395.
41. Lee SY, Bender DE, Ruiz RE, Cho YI. Development of an easy-to-use Spanish health literacy test. *Health Serv Res.* 2006;41(4 Pt 1):1392-412.
42. Baker DW, Williams MV, Parker RM, Gazmararian JA, Nurss J. Development of a brief test to measure functional health literacy. *Patient Educ Couns.* 1999 Sep;38(1):33-42.
43. Ryan JG, Leguen F, Weiss BD, Albury S, Velez S, Salibi N. Do patients object to having their literacy skills assessed in clinical practice? *Health Education Research.* 2007 (in press).
44. Beckman HB, Markakis KM, Suchman AL, Frankel RM. The doctor-patient relationship and malpractice: lessons from plaintiff depositions. *Arch Intern Med.* 1994;154:1365-1370.
45. Vincent C, Young M, Phillips A. Why do people sue doctors? A study of patients and relatives taking legal action. *Lancet.* 1994;343:1609-1613.
46. Hickson GB, Clayton EW, Githena PB, Sloan FA. Factors that prompted families to file medical malpractice claims following perinatal injuries. *JAMA.* 1992;267:1359-1363.

47. Hickson GB, Clayton EW, Entman SS, et al. Obstetricians' prior malpractice experience and patients' satisfaction with care. *JAMA*. 1994;272:1583-1587.
48. Harold TK. Minimizing medical litigation, Part 1. *J Med Pract Manage*. 2006;21:192-199.
49. Stewart M, Brown JB, Boon H, Galajda J, Meredith L, Sangster M. Evidence on patient-doctor communication. *Cancer Prev Control*. 1999;3:25-30.
50. Svensson S, Kjellgren KI, Ahlner J, Saljo R. Reasons for adherence with antihypertensive medication. *Int J Cardiol*. 2000;76:157-163.
51. Williams MV, Davis T, Parker RM, Weiss BD. The role of health literacy in patient-physician communication. *Fam Med*. 2002;34:383-389.
52. Davis TC, Williams MV, Marin E, Parker RM, Glass J. Health literacy and cancer communication. *CA Cancer J Clin*. 2002;52:134-149.
53. Levinson W, Roter DL, Mullooly JP, Dull VT, Frankel RM. Physician-patient communication: the relationship with malpractice claims among primary care physicians and surgeons. *JAMA*. 1997;227:553-559.
54. Marvel MK, Epstein RM, Flowers K, Beckman HB. Soliciting the patient's agenda: have we improved? *JAMA*. 1999; 281:283-287.
55. Langewitz W, Benz M, Keller A, Kiss A, Rüttimann S, Wössmer B. Spontaneous talking time at start of consultation in outpatient clinic: cohort study. *BMJ*. 2002; 325:682-683.
56. Vogel DR, Dickson GW, Lehman JA. Driving the audience action response. In: Petterson R. *Visuals for Information: Research and Practice*. Englewood Cliffs, NJ: Education Technology Publications; 1989.
57. Doak CC, Doak LG, Friedell GH, Meade CD. Improving comprehension for cancer patients with low literacy skills: strategies for clinicians. *Ca Cancer J Clin*. 1998;48:151-162.
58. Katz M, Kripalani S, Weiss BD. Use of pictorial aids in medication instructions: a review of the literature. *Am J Health-System Pharmacy*. In press.
59. Houts PS, Doak CC, Doak LG, Loscalzo MJ. The role of pictures in improving health communication: a review of research on attention, comprehension, recall, and adherence. *Patient Educ Couns*. 2006;61:173-190.
60. Schwartzberg JG. Health literacy. Can your patient read, understand, and act upon your instructions. Risk Management Foundation, Harvard Medical Institutions; December 2000:9-10.
61. Schillinger D, Piette J, Grumbach K, Wang F, Wilson C, Daher C, Leong-Grotz K, Castro C, Bindman AB. Closing the loop: physician communication with diabetic patients who have low health literacy. *Arch Intern Med*. 2003;163:83-90.
62. Weiss BD, Reed RL, Kligman EW. Literacy skills and communication methods of low-income older persons. *Patient Educ Couns*. 1995;25:109-119.
63. Partnership for Clear Health Communication. AskMe-3. www.AskMe3.org.
64. Mika VS, Wood PR, Weiss BD, Treviño L. Ask Me 3: Improving communication in a Hispanic pediatric outpatient practice. *Am J Health Behav*. 2007 (in press).
65. Davis TC, Mayeaux EJ, Frederickson D, Bocchini KA JR, Jackson RH, Murphy PW. Reading ability of parents compared with reading level of pediatric patient education materials. *Pediatrics*. 1994;93:460-468.
66. Glazer HR, Kirk LM, Bosler FE. Patient education pamphlets about prevention, detection, and treatment of breast cancer for low literacy women. *Patient Educ Couns*. 1996;27:185-189.
67. Estrada CA, Hryniewicz MM, Higgs VB, Collins C, Byrd JC. Anticoagulant patient information material is written at high readability levels. *Stroke*. 2000;31:2966-2970.
68. Wilson FL. Are patient information materials too difficult to read? *Home Health Nurse*. 2000;18:107-115.
69. Griffin J, McKenna K, Tooth L. Discrepancy between older clients' ability to read and comprehend and the reading level of written educational materials used by occupational therapists. *Am J Occup Ther*. 2006;60:70-80.

70. Wallace LS, Roskos SE, Weiss BD. Readability characteristics of consumer medication information for asthma inhalation devices. *J Asthma*. 2006;43:375-378.
71. Wallace LS, Turner LW, Ballard JE, Keenum AJ, Weiss BD. Evaluation of web-based osteoporosis educational materials. *J Women's Health*. 2005;14:936-945.
72. Wallace LS, Rogers E, Turner L, Keenum A, Weiss BD. Suitability of over-the-counter written supplemental materials available on the Internet. *Am J Health-System Pharm*. 2006;63:71-78.
73. Friedman DB, Hoffman-Goetz L, Arocha JF. Health literacy and the World Wide Web: comparing the readability of leading incident cancers on the Internet. *Med Inform Internet Med*. 2006;31:67-87.
74. Doak CC, Doak LG, Root JH. *Teaching Patients with Low Literacy Skills*. 2nd ed. Philadelphia: J.B. Lippincott Company; 1996.
75. Osborne H. *Overcoming Communication Barriers in Patient Education*. New York: Aspen Publishers; 2001.
76. National Literacy and Health Program. *Easy Does It. Plain Language and Clear Verbal Communication*. Ottawa: Canadian Public Health Association; 1998.
77. Houts PS, Bachrach R, Witmer JT, Tringali CA, Bucher JA, Localio RA. Using pictographs to enhance recall of spoken medical instructions. *Patient Educ Couns*. 1998;35:83-88.
78. Delp C, Jones J. Communicating information to patients: the use of cartoon illustrations to improve comprehension of instructions. *Acad Emerg Med*. 1996;3:264-270.
79. Pignone M, Harris R, Kinsinger L. Videotape-based decision aid for colon cancer screening. a randomized, controlled trial. *Ann Intern Med*. 2001;135(8 Pt 1): 634-635.
80. Janda M, Stanek C, Newman B, Obermair A, Trimmel M. Impact of videotaped information on frequency and confidence of breast self-examination. *Breast Cancer Res Treat*. 2002;73:37-43.
81. Shaw MJ, Beebe TJ, Tomshine PA, Adlis SA, Cass OW. A randomized, controlled trial of interactive, multimedia software for patient colonoscopy education. *J Clin Gastroenterol*. 2001;32:142-147.
82. Homer C, Susskind O, Alpert HR, et al. An evaluation of an innovative multimedia educational software program for asthma management: report of a randomized controlled trials. *Pediatrics*. 2000;106(1 Pt 2):210-215.
83. Stromberg A, Ahlen H, Fridlund B, Dahlstrom U. Interactive education on CD-ROM - a new tool in the education of heart failure patients. *Patient Educ Couns*. 2002;46:75-81.
84. Sefton E, Glazebrook C, Garrud P, Zaki I. Educating patients about malignant melanoma: computer-assisted learning in a pigmented lesion clinic. *BrJ Dermatol*. 2000;142:66-71.
85. Moore EJ, Gordon AC, Gordon MT, Heuertz L. *It's Working: People from Low-Income Families Disproportionately Use Library Computers. A Report to the Bill & Melinda Gates Foundation*. Public Access Computing Project. Seattle, Washington: Evans School of Public Affairs, University of Washington; October 2002.
86. Kim SP, Knight SJ, Tomori C, et al. Health literacy and shared decision making for prostate cancer patients with low socioeconomic status. *Cancer Invest*. 2001;19:684-691.
87. Bernhardt JM. Tailoring messages and design in a Web-based skin cancer prevention intervention. *Int Electron J Health Educ*. 2001;4:290-297.

The American Medical Association is accredited by the Accreditation Council for Continuing Medical Education to provide continuing medical education for physicians.

The American Medical Association designates this educational activity for a maximum of 2.5 *AMA PRA Category 1 Credits*[™]. Physicians should only claim credit commensurate with the extent of their participation in the activity.

The enclosed materials will enable physicians to:

- Define the scope of the health literacy problem.
- Recognize health system barriers faced by patients with low literacy.
- Implement improved methods of verbal and written communication.
- Incorporate practical strategies to create a shame-free environment.

Sponsored in part by AstraZeneca

